

TECHNICAL MANUAL

**UNIT AND DIRECT SUPPORT MAINTENANCE
REPAIR PARTS AND SPECIAL TOOLS LIST
(INCLUDING DEPOT MAINTENANCE REPAIR PARTS AND SPECIAL TOOLS)**

**40, 000 GALLON WATER STORAGE AND
DISTRIBUTION SYSTEM
MODEL WSDS40K
NSN 4610-01-114-1451
MODEL 40KWSDS
NSN 4610-01-382-3583
MODEL ALP9440
NSN 4610-01-413-1886**

DISTRIBUTION STATEMENT A: Approved for public release; distribution is unlimited.

*** This manual supersedes TM 10-4610-234-23P, dated 31 MARCH 1993**

**HEADQUARTERS, DEPARTMENT OF THE ARMY
30 JUNE 1997**

TECHNICAL MANUAL
NO. 10-4610-234-23P

HEADQUARTERS
DEPARTMENT OF THE ARMY
WASHINGTON, D.C., 30 JUNE 1997

TECHNICAL MANUAL

Unit and Direct Support
Maintenance Repair Parts and Special Tools List
(Including Depot Maintenance Repair Parts and Special Tools)

40, 000 GALLON WATER STORAGE AND DISTRIBUTION SYSTEM

MODEL WSDS40K
NSN 4610-01-114-1451
MODEL 40KWSDS
NSN 4610-01-382-3583
MODEL ALP9440
NSN 4610-01-413-1886

Current as of 10 April 1997

REPORTING ERRORS AND RECOMMENDING IMPROVEMENTS

You can help improve this manual. If you find any mistakes, or if you know of a way to improve these procedures, please let us know. Mail your letter or DA Form 2028 (Recommended Changes to Publications and Blank Forms), or DA Form 2028-2 located in the back of this manual directly to: Commander, US Army Aviation and Troop Command, ATTN: AMSAT-I-MR 4300 Goodfellow Blvd., St. Louis, MO 63120-1798. You may also submit your recommended changes by E-mail directly to <mpmt%avma28@st-louis-emh7.army.mil>. A reply will be furnished directly to you. Instructions for sending an electronic 2028 may be found at the back of this manual immediately preceding the hard copy 2028.

DISTRIBUTION STATEMENT A: Approved for public release; distribution is unlimited

TABLE OF CONTENTS

		PAGE	ILLUS/ FIGURE
Section I	INTRODUCTION	1	
Section II	REPAIR PARTS LIST	1	
Group 00	40, 000 Gallon Water Storage and Distribution System		
	40, 000 Gallon Water Storage and Distribution System	1-1	1
Group 01	Bag Filler Connection Kit		
	Bag Filler Connection Kit	2-1	2

* This manual supersedes TM 10-4610-234-23P, dated 31 March 1993

	Discharge Hose, 1 1/2-inch x 25 ft.....	3-1	3
	Gate Valve, 2-inch.....	4-1	4
	Gate Valve, 2-inch.....	4A-1	4A
	Discharge Hose, 2-inch x 20 ft.....	5-1	5
	Tee Assembly (MxFxM).....	6-1	6
	Discharge Hose, 4-inch x 20 ft.....	7-1	7
	Hose and Nozzle Kit.....	8-1	8
	Distribution Nozzle (1-inch).....	9-1	9
	Discharge Hose, 1 -inch x 10 ft.....	10-1	10
	Water Pressure Regulator Assembly.....	11-1	11
	Nozzle Stand Assembly.....	12-1	12
Group 02	Hose Nozzle Connection Kit		
	Hose Nozzle Connection.....	13-1	13
	Distribution Nozzle, 1 1/2-inch.....	14-1	14
	Discharge Hose, 1 1/2-inch x 25 ft.....	15-1	15
	Discharge Hose, 2-inch x 20 ft.....	16-1	16
	Gate Valve, 2-inch.....	17-1	17
	Gate Valve, 2-inch.....	17A-1	17A
	Tee Assembly (MxFxM).....	18-1	18
	Discharge Hose, 4-inch x 20 ft.....	19-1	19
	Nozzle Stand Assembly.....	20-1	20
Group 03	Hose Connection Kit, 2-inch		
	Hose Connection Kit, 2-inch.....	21-1	21
	Discharge Hose, 2-inch x 20 ft.....	22-1	22
	Gate Valve, 2-inch.....	23-1	23
	Gate Valve, 2-inch.....	23A-1	23A
	Tee Assembly, 4-inch (MxFxM).....	24-1	24
	Discharge Hose, 4-inch x 20 ft.....	25-1	25
	Nozzle Stand Assembly.....	26-1	26
Group 04	Hypochlorination Unit (See TM 5-4610-233-13&P)		
Group 05	350 GPM Connection Kit		
	350 GPM Connection.....	27-1	27
	Tee Assemblies (FxFxM).....	28-1	28
	Tee Assemblies (MxFxM w/cap).....	29-1	29
	Tee Assemblies (MxFxF w/plug).....	30-1	30
	Tee Assemblies (MxMxF).....	31-1	31
	Suction Hose, 4-inch X 20 ft.....	32-1	32
	Gate Valve, 4-inch.....	33-1	33
	Discharge Hose, 4-inch x 20 ft.....	34-1	34
	Water Meter Assembly.....	35-1	35
	Water Meter Assembly.....	35A-1	35A
Group 06	Pumping Assembly, 350 GPM (See TM 5-4320-226-24P)		
Group 07	125 GPM Connection Kit		
	125 GPM Connection Kit.....	36-1	36
	Discharge Hose, 2-inch x 20 ft.....	37-1	37
	Gate Valve, 2-inch.....	38-1	38
	Gate Valve, 2-inch.....	38A-1	38A
	Check Valve, 2-inch.....	39-1	39
	Check Valve, 2-inch.....	39A-1	39A

	Suction Hose, 2-inch x 20 ft	40-1	40
Group 08	Pump Assembly, 125 GPM (See TM 5-4320-309-24P)		
Group 09	Dud Tank Connection Kit		
	Dual Tank Connection Kit	41-1	41
	Discharge Hose, 4-inch x 10 ft	42-1	42
	Discharge Hose, 4-inch x 20 ft	43-1	43
	Tee and Gate Valve Assembly, 4-inch	44-1	44
	Suction Hose, 4-inch x 20 ft	45-1	45
	Suction Hose, 4-inch x 10 ft	46-1	46
Group 10	Tank, Fabric Collapsible, 20, 000 Gallon (See TM 10-5430-226-20P)		
Group 11	Accessory Kit		
	Accessory Kit	47-1	47
	Air Ejector Assembly	48-1	48
Group 12	Water Tank Chest		
	Water Tank Chest	49-1	49
Group 13	Bulk Materials		
	Bulk	Bulk-1	Bulk
Section III	SPECIAL TOOLS LIST (NOT APPLICABLE)		
Section IV	CROSS REFERENCE INDEXES		
	National Stock Number Index		I-1
	Part Number Index		I-8

**UNIT and DIRECT SUPPORT MAINTENANCE
REPAIR PARTS AND SPECIAL TOOLS LIST**

Section I. INTRODUCTION

1. SCOPE. This RPSTL lists and authorizes spares and repair parts; special tools; special test, measurement, and diagnostic equipment (TMDE); and other special support equipment required for performance of unit and direct support maintenance of the 40000 Gallon Water Storage and Distribution System. It authorizes the requisitioning, issue, and disposition of spares, repair parts and special tools as indicated by the source, maintenance and recoverability (SMR) codes.

2. GENERAL. In addition to this section, Introduction, this Repair Parts and Special Tools List is divided into the following sections:

a. Section II. Repair Parts List. A list of spares and repair parts authorized by this RPSTL for use in the performance of maintenance. This list also includes parts which must be removed for replacement of the authorized parts. Parts list are composed of functional groups in ascending alphanumeric sequence, with the parts in each group listed in ascending figure and item number sequence. Bulk materials are listed in item name sequence. Items are shown in the associated illustration(s)/figure(s).

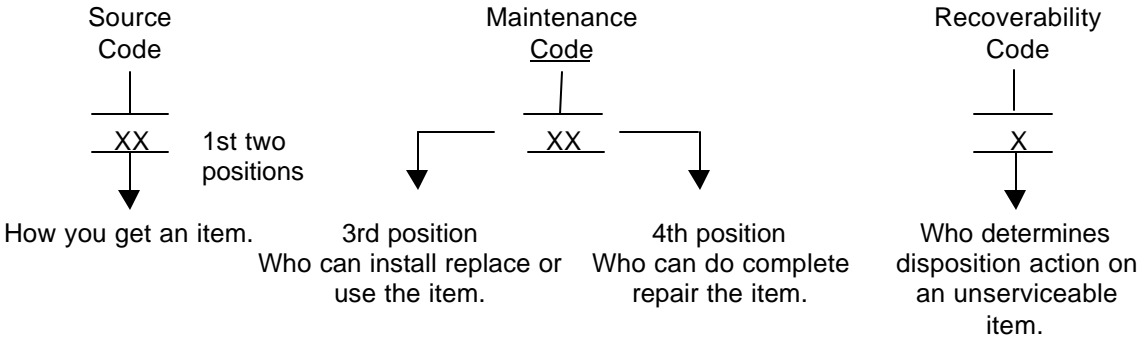
b. Section III. Special Tools List. A list of special tools, special TMDE, and other special support equipment authorized by this RPSTL (as indicated by Basis of Issue (BOC) information in DESCRIPTION AND USABLE ON CODE column) for the performance of maintenance.

c. Section IV. Cross-Reference Index. A list, in National Item Identification Number (NIIN) sequence, of all National stock numbered items appearing in the listing, followed by a list in alphanumeric sequence of all part numbers appearing in the listings. National stock numbers and part numbers are cross referenced to each illustration figure and item number appearance.

3. EXPLANATION OF COLUMNS (SECTIONS II AND III).

a. ITEM NO. (Column (1)). Indicates the number used to identify items called out in the illustration.

b. SMR Code (Column (2)). The Source, Maintenance, and Recoverability(SMR) code is a 5-position code containing supply/requisitioning information, maintenance category authorization criteria, and disposition instruction, as shown in the following breakout:



* Complete Repair: Maintenance capacity, capability, and authority to perform all corrective maintenance task of the "Repair function in a use/user environment in order to restore serviceability to a failed item.

(1) Source Code. The source code tells you how to get an item needed for maintenance, repair, or overhaul of an end item/equipment Explanations of source codes follows:

Source Code	Explanation
PA PB PC** PD PE PF PG	<p>Stocked items; use the applicable NSN to request/requisition items with these source codes. They are authorized to the category indicated by the code entered in the 3rd position of the SMR code.</p> <p>**NOTE: Items coded PC are subject to deterioration.</p>
KD KF KB	<p>Items with these codes are not to be requested/requisitioned individually. They are part of a kit which is authorized to the maintenance category indicated in the 3rd position of the SMR code. The complete kit must be requisitioned and applied.</p>
MO MF MH ML MD	<p>(Made at Unit /Avum Level) (Made at DS/AVIM Level) (Made at GS Level) Made at Specialized Repair Activity (SRA) (Made at Depot)</p> <p>Items with these codes are not to be requested/requisitioned individually. They must be made from bulk material which is identified by the part number in the DESCRIPTION and USABLE ON CODE (UOC) column and listed in the Bulk Material group of the repair parts list in this RPSTL. If the item is authorized to you by the 3rd position code of the SMR code, but the source code indicates it is made at a higher level, order the item from the higher level of maintenance.</p>
AO AF AH AL AD	<p>(Assembled by Unit/AVUM Level) (Assembled by DS/AVIM Level) (Assembled by GS Category) (Assembled by SRA) (Assembled by Depot)</p> <p>Items with these codes are not to be requested/requisitioned individually. The parts that make up the assembled item must be requisitioned or fabricated and assembled at the level of maintenance indicated by the source code. If the 3rd position code of the SMR code authorizes you to replace the item, but the source code indicates the items are assembled at a higher level, order the item from the higher level.</p>
XA	Do not requisition "XA"-coded item. Order its next higher assembly. (Refer to the NOTE below.)
XB	If an "XB" item is not available from salvage, order it using the CAGEC and part number given.
XC	Installation drawing, diagram, instruction sheet, field service drawing, that is identified by manufacturers part number.
XD	Item is not stocked. Order an "XD"-coded item through normal supply channels using the CAGEC and part number given, if no NSN is available.

NOTE

Cannibalization or controlled exchange, when authorized, may be used as a source of supply for items with the above source codes, except for those source coded "XA" or those aircraft support items restricted by requirements of AR 750-1.

(2) Maintenance Code. Maintenance codes tell you the level(s) of maintenance authorized to USE and REPAIR support items. The maintenance codes are entered in the third and fourth positions of the SMR code as follows:

(a) The maintenance code entered in the third position tells you the lowest maintenance level authorized to remove, replace, and use an item. The maintenance code entered in the third position will indicate authorization to the following levels of maintenance.

Maintenance Code	Application/Explanation
C	- Crew or operator maintenance done within unit/AVUM maintenance.
O	- Unit level/AVUM maintenance can remove, replace, and use the item.
F	- Direct support/AVIM maintenance can remove, replace, and use the item.
H	- General support maintenance can remove, replace, and use the item.
L	- Specialized repair activity can remove, replace, and use the item.
D	- Depot can remove, replace, and use the item.

(b) The maintenance code entered in the fourth position tells whether or no the item is to be repaired and identifies the lowest maintenance level with the capability to do complete repair (i.e., perform all authorized repair functions.)

NOTE

Some limited repair may be done on an item at a lower level of maintenance, if authorized by the Maintenance Allocation Chart and SMR codes.

Maintenance Code	Application/Explanation
O	- Unit/AVUM is the lowest level that can do complete repair of the item.
F	- Direct support/AVIM is the lowest level that can do complete repair of the item.
H	- General Support is the lowest level that can do complete repair of the item.
L	- Specialized repair activity is the lowest level that can do complete repair of the item.
D	- Depot is the lowest level that can do complete repair of the item.
Z	- Nonreparable. No repair is authorized.
B	- No repair is authorized. No parts or special tools are authorized for the maintenance of a "B" coded item. However, the item may be reconditioned by adjusting, lubricating, etc., at the user level.

(3) Recoverability Code. Recoverability codes are assigned to items to indicate the disposition action on unserviceable items. The recoverability code is entered in the fifth position of the SMR Code as follows:

Recoverability Codes	Application/Explanation
Z	- Nonreparable item. When unserviceable, condemn and dispose of the item at the level of maintenance shown in 3d position of SMR Code.
O	- Repairable item. When not economically repairable, condemn and dispose of the item at unit or AVUM level.
F	- Repairable item. When uneconomically repairable, condemn and dispose of the item at the direct support or AVIM level.
H	- Repairable item. When uneconomically repairable, condemn and dispose of the item at the general support level.
D	- Repairable item. When beyond lower level repair capability, return to depot. Condemnation and disposal of item not authorized below depot level.

Recoverability Codes

Application/Explanation

- L - Reparable item. Condemnation and disposal not authorized below specialized repair activity (SRA).
- A - Item requires special handling or condemnation procedures because of specific reasons (e.g., precious metal content high dollar value, critical material, or hazardous material). Refer to appropriate manuals/directives for specific instructions.

c. CAGEC (Column (3)). The Commercial and Government Entity Code (CAGEC) is a 5-dig numeric code which is used to identify the manufacturer, distributor, or Government agency/activity that supplies the item.

d. PART NUMBER (Column (4)). Indicates the primary number used by the manufacture (individual, company, firm, corporation, or Government activity), which controls the design and characteristics of the item by means of its engineering drawings, specifications, standards, and inspection requirements to identify an item or range of items.

NOTE

When you use an NSN to requisition an item, the item you receive may have a different part number from the number listed.

e. DESCRIPTION AND USABLE ON CODE (UOC)(Column (5)). This column includes the following information:

- (1) The Federal item name and, when required, a minimum description to identify the item.
- (2) Part numbers of bulk materials are referenced in this column in the line entry to be manufactured/fabricated.
- (3) The statement "END OF FIGURE" appears just below the last item description in Column (5) for a given figure in both Section II and Section III.

f. QTY (Column (6)). The QTY (quantity per figure) column indicates the quantity of the item used in the breakout shown on the illustration/figure, which is prepared for a functional group, subfunctional group, or an assembly. A "V" appearing in this column instead of a quantity indicates that the quantity is variable and may vary from application to application.

4. EXPLANATION OF INDEX FORMAT AND COLUMNS (SECTION IV).

a. NATIONAL STOCK NUMBER (NSN) INDEX

(1) STOCK NUMBER Column. This column lists the NSN in national item identification number (NIIN) sequence. The NIN consists of the last nine digits of the NSN, i.e.

NSN
5305-01-574-1467
NIIN

When using this column to locate an item, ignore the first four digits of the NSN. Use the complete NSN (13 digits) when requisitioning items by stock number.

(2) FIG. Column. This column lists the number of the figure where the item is identified/located. The figures are in numerical order in Section II and Section III.

(3) ITEM Column. The item number identifies the item associated with the figure listed in the adjacent FIG. column. This item is also identified by the NSN listed on the same line.

b. PART NUMBER INDEX Part numbers in this index are listed by part number in ascending alphanumeric sequence (i.e., vertical arrangement of leer and number combination which places the first letter or digit of each group in order A through Z, followed by the numbers 0 through 9, and each following letter or dig in like order).

(1) CAGEC Column. The Commercial and Government Entity Code (CAGEC) is a -digit numeric code used to identify the manufacturer, distributor, or Government agency/activity that supplies the item.

(2) PART NUMBER Column. Indicates the primary number used by the manufacturer (individual, firm, corporation, or Government activity), which controls the design and characteristics of the em by means of its engineering drawings, specifications, standards, and inspection requirements to identify an item or range of items.

(3) STOCK NUMBER Column. This column lists the NSN for the associated part number and manufacturer identified in the PART NUMBER and CAGEC columns to the left.

(4) FIG. Column. This column lists the number of the figure where the item is identified/located in Section II and Section III.

(5) ITEM Column. The tem number is that number assigned to the item as it appears in the figure referenced in adjacent figure number column.

5. SPECIAL INFORMATION.

a. USABLE ON CODE. The usable on code appears in the lower left corner of the Description Column heading. Usable on codes are shown as "UOC: .." in the Description Column (justified left) on the last line of the applicable item description/nomenclature. Uncoded items are applicable to all models. Identification of the usable on codes used in this RPSTL are:

Code	Used On
ESC	WSDS40K
FKH	40KWSDS
FLU	ALP9440

b. FABRICATION INSTRUCTIONS. Bulk materials required to manufacture items are listed in the Bulk Material Function Group of this RPSTL. Part numbers for bulk materials are also referenced in the description column of the line entry for the item to be manufactured/fabricated. Detailed fabrication instructions for Items source coded to be manufactured or fabricated e found in TM 10-4610-234-13.

c. INDEX NUMBERS. Items which have the word BULK in the figure column will have an index number shown in the item number column. This index number is a cross-reference between the National Stock Number/Part Number Index and the bulk material list in Section II.

d. ASSOCIATED PUBLICATIONS. The publications listed below pertain to the 40, 000 Gallon Water Storage and Distribution System and its components.

<u>Publication</u>	<u>Short Title</u>
TM10-4610-234-13	40, 000 Gallon Water Storage and Distribution System

6. HOW TO LOCATE REPAIR PARTS.

a. When National Stock Numbers or Par Numbers are NOT Known.

(1) First. Using the able of contents, determine the assembly or subassembly group to which e item belongs. This is necessary since figures are prepared for assembly groups and subassembly groups, and listings are divided into the same groups.

(2) Second. Find the fur covering the functional group or subfunctional group to which the item belongs.

(3) Third. Identify the item on the figure and note the Figure and Item Number to find the NSN.

(4) Fourth. Look in the repair parts list for the figure and item numbers. The NSNs and part numbers are on the same line as the associated item numbers.

b. When National Stock Number or Part Number is Known.

(1) First. Using the of National Stock Number and Part Number Indexes find the pertinent National Stock Number or Part Number. The NSN index is in National Item Identification Number (NIIN) sequence (see paragraph 4.a.). The part numbers in the Part Number index are listed in ascending alphanumeric sequence (see paragraph 4.b. Both indexes cross-reference you to the illustration/figure and item number of the item you are looking for.

(2) Second. Turn to the figure and item number verify that the item is the one you are looking for, then locate the item number in the repair parts list for the figure.

7. ABBREVIATIONS. Abbreviations used in this manual are listed in MIL-STD-12.

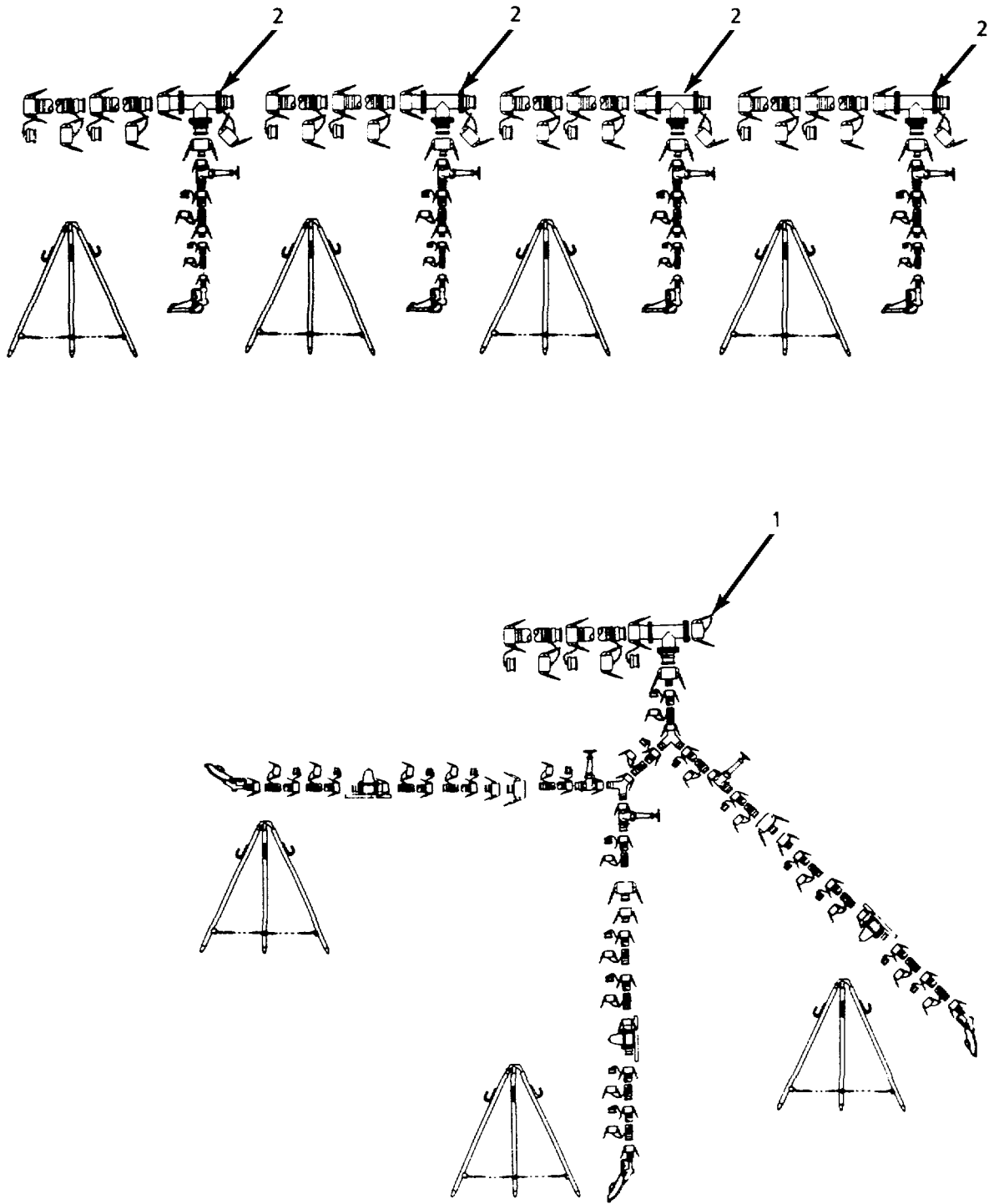


Figure 1. 40, 000 Gallon Water Storage and Distribution System (Sheet 1 of 4)

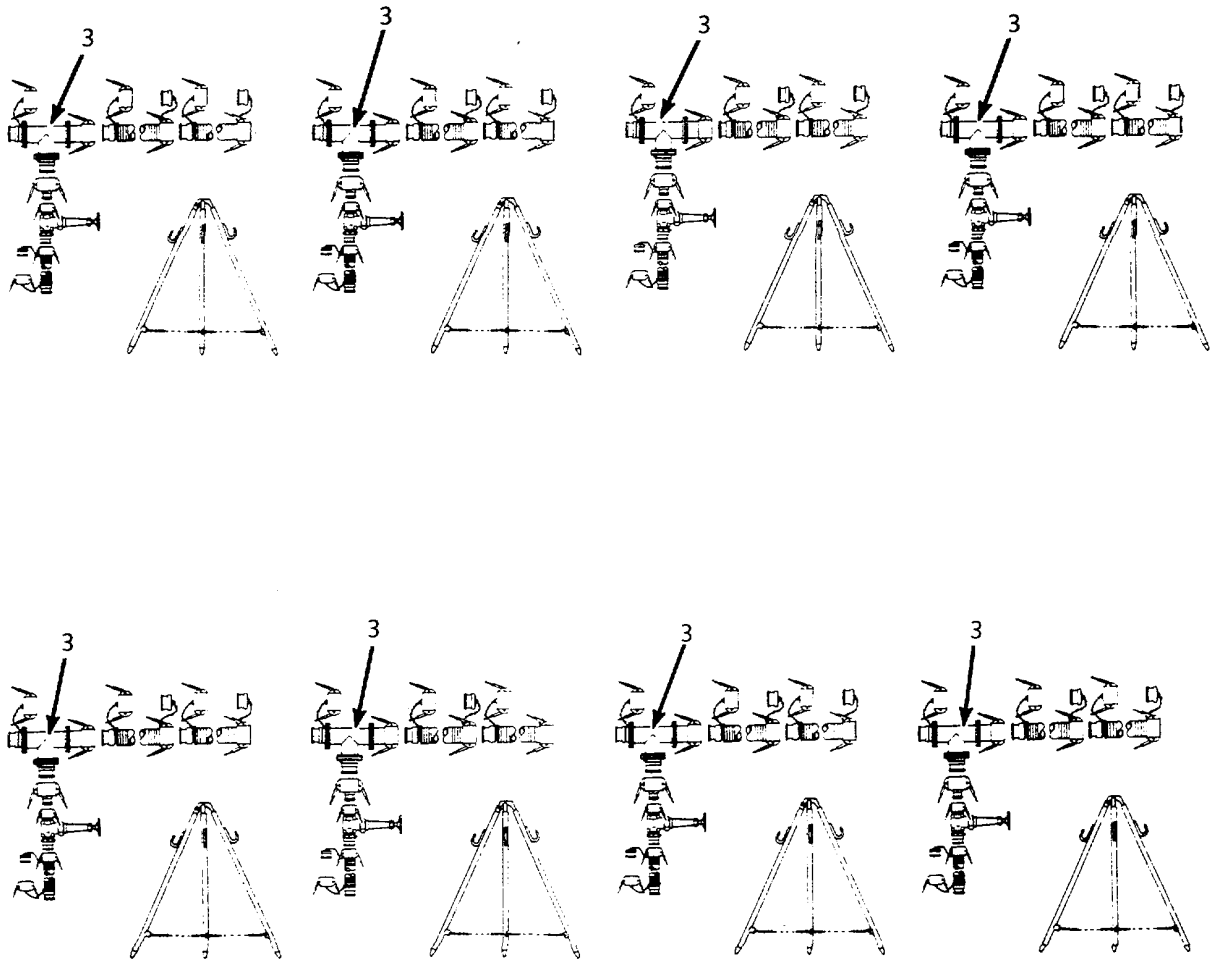


Figure 1. 40, 000 Gallon Water Storage and Distribution System (Sheet 2 of 4)

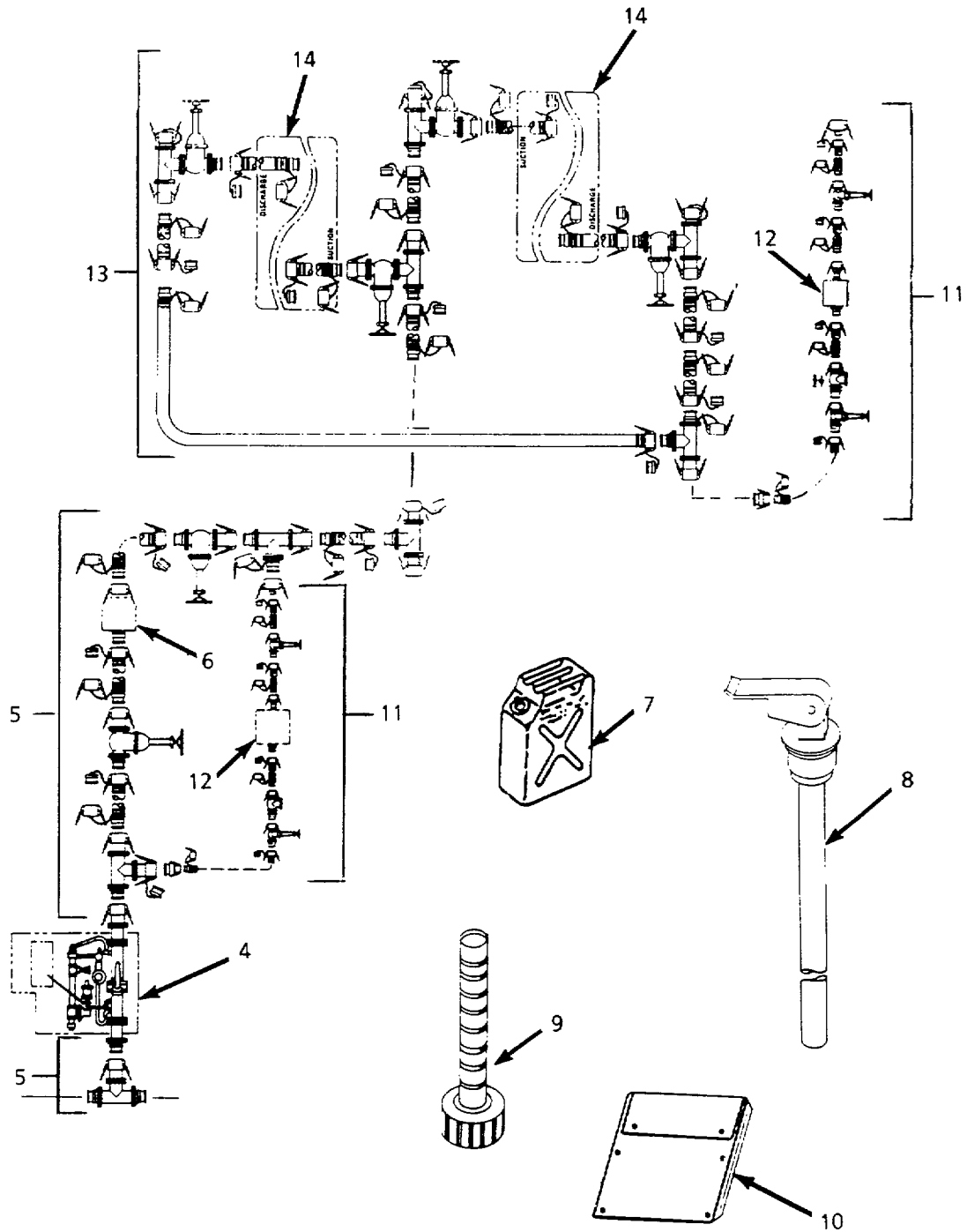


Figure 1. 40, 000 Gallon Water Storage and Distribution System (Sheet 3 of 4)

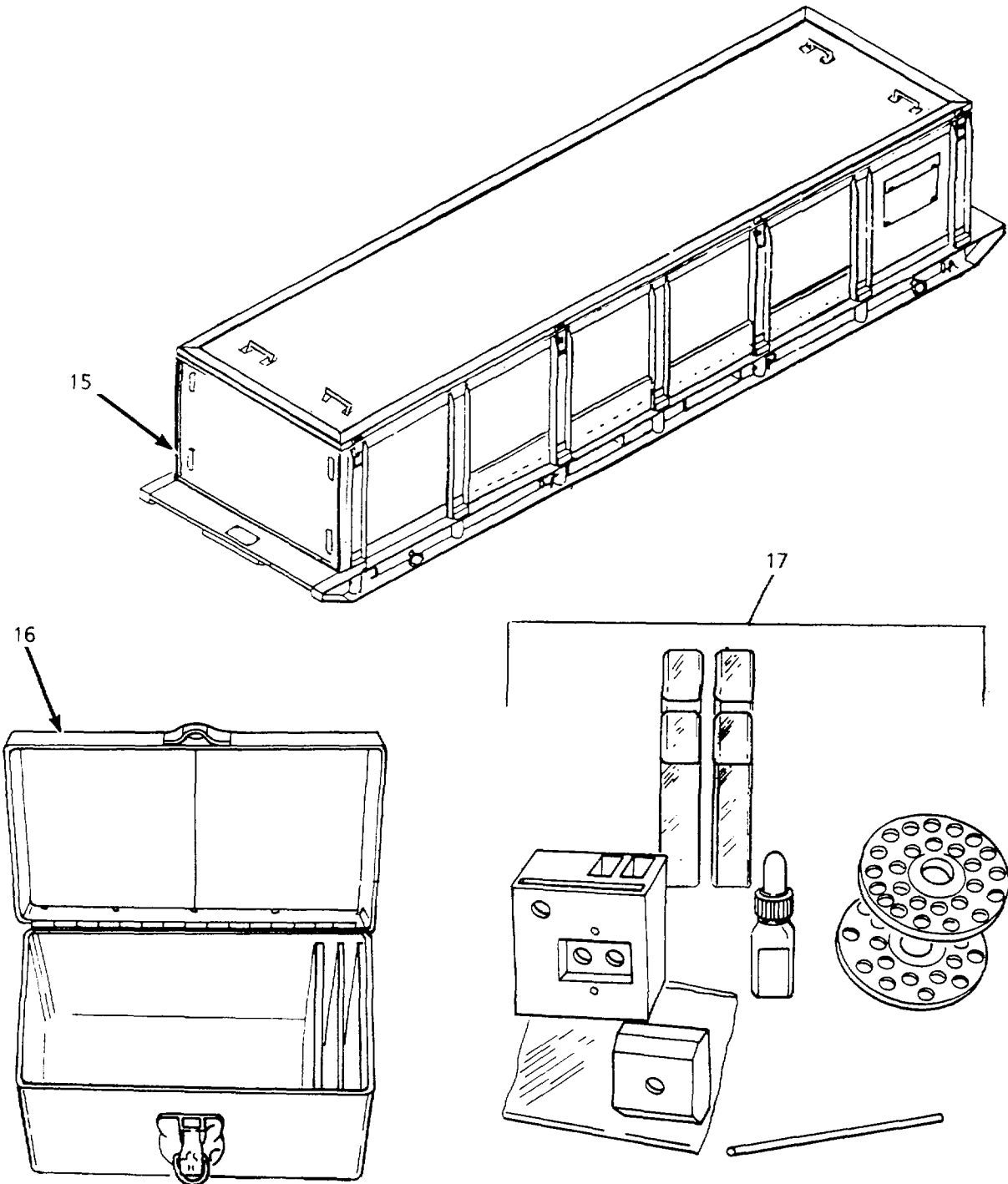


Figure 1. 40, 000 Gallon Water Storage and Distribution System (Sheet 4 of 4)

SECTION II

TM 10-4610-234-23P

(1) ITEM NO	(2) SMR CODE	(3) NSN	(4) CAGEC	(5) PART NUMBER	(6) DESCRIPTION AND USABLE ON CODES (UOC)	(7) QTY
					GROUP 00	40, 000 GALLON WATER STORAGE AND DISTRIBUTION SYSTEM
					FIG. 1	40, 000 GALLON WATER STORAGE AND DISTRIBUTION SYSTEM
1	AOOOF	4610011207528	97403	13225E9111	CONNECTION KIT, BAG.....	1
2	PDOOF	4610011237705	97403	13225E9117	CONNECTION KIT, HOSE	4
3	PDOOO	4610011406776	97403	13225E9132	CONNECTION SET, HOSE 2 INCH HOSE	8
4	PAOFF	4610012503724	31922	1955-3	HYPOCHLORINATION UN (SEE..... TM 5-4610-233-13&P FOR BREAKDOWN)	1
5	PDOOO	4320011207523	97403	13225E9112	CONNECTION KIT, PUMP	1
6	PFOHH	4320012652168	38541	W-87012	PUMP UNIT, CENTRIFUG 350 GPM (SEE	1
					TM5-4320-226-24P FOR BREAKDOWN)	
7	PAOZZ	7240013375269	81349	MIL-C-53109	CAN, GASOLINE, MILITA	1
8	PAOZZ	5340000661235	06076	13211E7541	ADAPTER, CONTAINER.....	3
9	PAOZZ	7240001776154	19207	11677020	SPOUT, CAN, FLEXIBLE.....	4
10	PAOZZ	7520005599618	83421	7520-00-559-9618	CASE, MAINTENANCE AN.....	1
11	PAOOO	4320011207524	97403	13225E9113	CONNECTION KIT, PUMP	
12	PFOHH	4320012477127	76371	PAD125A	PUMP UNIT, CENTRIFUG 125 GPM (SEE	2
					TM5-4320-309-24P FOR BREAKDOWN)	
13	PDOOF	4610011207526	97403	13225E9114	CONNECTION KIT, TANK	1
14	PFOOO	5430011069678	81349	M53029-20	TANK ASSEMBLY, FABRI (SEE	2
					TM5-5430-226-23P FOR BREAKDOWN).....	
15	PDOOO	5430013507529	90598	22000-601	STORAGE CHEST, TANK	2
15	PDOOO	5430013752148	33873	M-1795	STORAGE CHEST, TANK (SEE	2
					TM 10-5430-229-13&P FOR PARTS BREAKDOWN) .	
16	XDOZZ		97403	13216E9016	CASE, COLOR COMPARAT	1
					UOC: ESC, FKH	
17	PDOFZ	6630011516417	34807	2192-6829	COMPARATOR, COLOR	1
					UOC: ESC, FKH	
	PDOOF	4610011207527	97403	13225E9126	KIT, SPARE PARTS, TAN (SEE FIGURE 47).....	1

END OF FIGURE

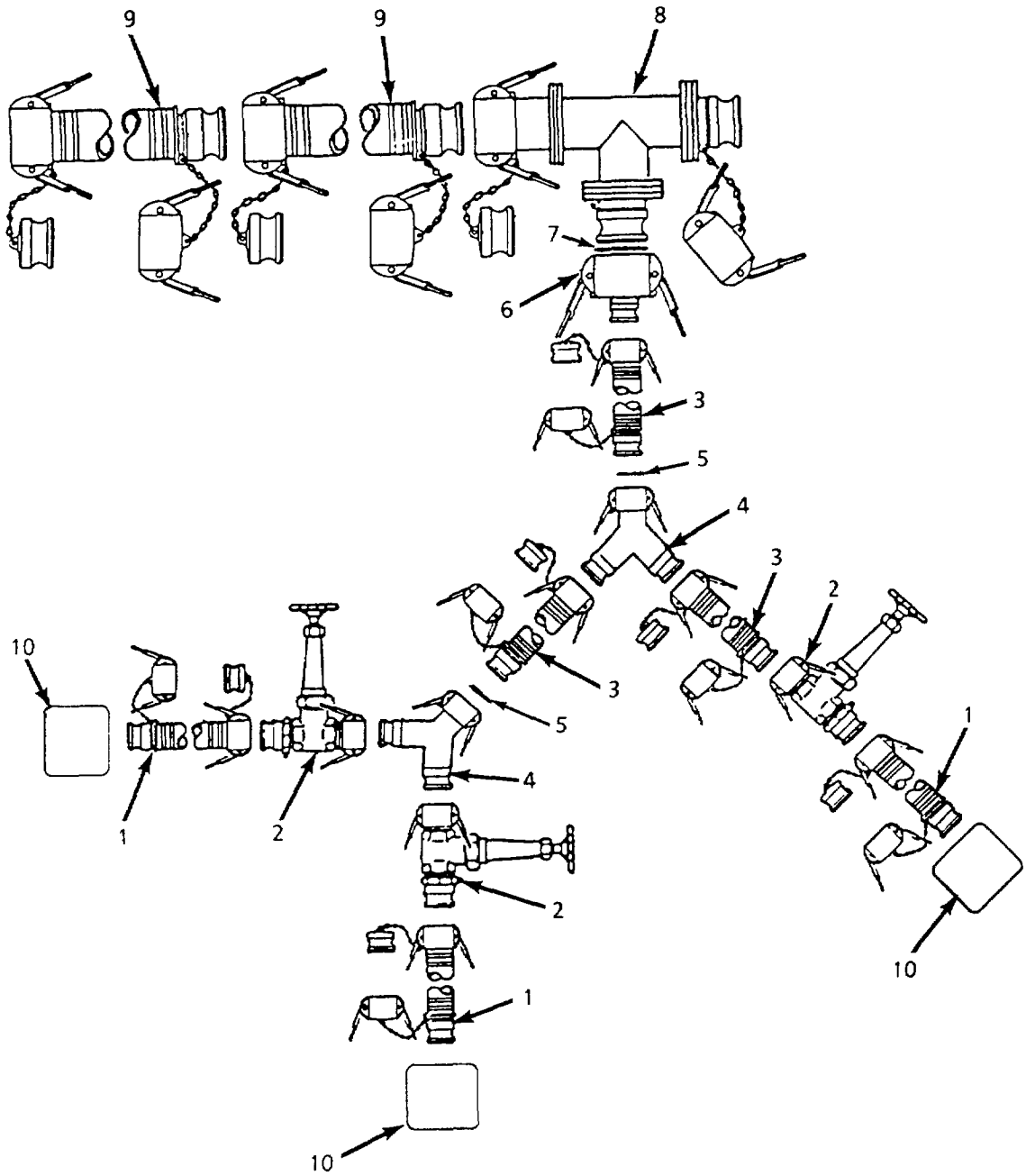
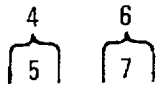


Figure 2. Bag Filler Connection Kit

SECTION II

TM 10-4610-234-23P

(1) ITEM NO	(2) SMR CODE	(3) NSN	(4) CAGEC	(5) PART NUMBER	(6) DESCRIPTION AND USABLE ON CODES (UOC)	(7) QTY
					GROUP 01	BAG FILLER CONNECTION KIT
					FIG. 2	BAG FILLER CONNECTION KIT
1	PAOOZ	4720011748173	97403	13225E9136-11	.HOSE ASSEMBLY, NONME	3
2	AOOOO		97403	1322SE9111-Y	.VALVE ASSY, GATE	3
3	PAOOZ	4720011388986	97403	13225E9136-2	.HOSE ASSEMBLY, NONME 2 IN. X 20 FT.....	3
4	PAOZZ	4730010685070	97403	13219E0477	.WYE, QUICK DISCONNEC 2 IN FEMALE	2
					TO 2 IN MALE/MALE.	
5	PAOZZ	5330006122414	96906	MS27030-6	..GASKET.....	2
6	PAOZZ	4730010640560	96906	MS49000-17	.REDUCERQUICK DISCO	1
7	PAOZZ	5330008994509	96906	MS27030-9	..GASKET.....	1
8	AOOOO		97403	13225E9117-Y1	.TEE ASSY, 4" DIA 4 INCH DIAMETER	1
9	PAOOZ	4720011406288	97403	13225E9136-4	.HOSE ASSEMBLY, NONME 4 IN X 20 FT.....	2
10	PDOOO	4610011750758	97403	13225E9130	.HOSE AND NOZZLE KIT	3

END OF FIGURE

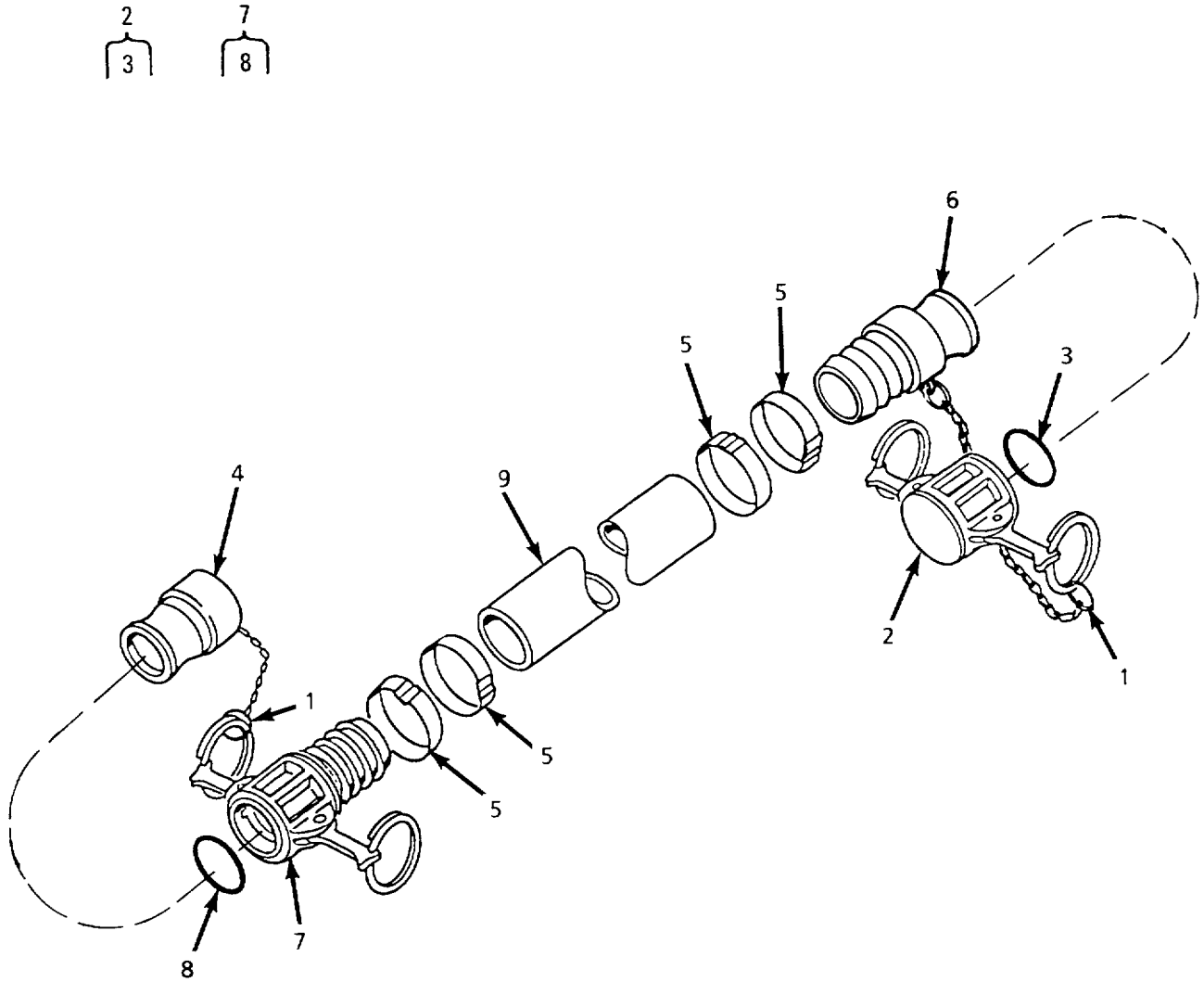


Figure 3. Discharge Hose, 1 1/2-inch x 25 ft

SECTION II

TM 10-4610-234-23P

(1) ITEM NO	(2) SMR CODE	(3) NSN	(4) CAGEC	(5) PART NUMBER	(6) DESCRIPTION AND USABLE ON CODES (UOC)	(7) QTY
					GROUP 01	BAG FILLER CONNECTION KIT
					FIG. 3	DISCHARGE HOSE, 1 1/2 INCH X 25 FT.
1	PAOZZ	5325009265411	81718	H01434M	..RING, RETAINING	2
2	PAOZZ	4730008695246	96906	MS27028-9	..CAP, QUICK DISCONNEC	1
3	PAOZZ	5330003600595	96906	MS27030-5	...GASKET	2
4	PAOZZ	4730008235316	96906	MS27029-9	..PLUG, QUICK DISCONN	1
5	PAOZZ	4730002039766	77414	P9	..CLAMP, HOSE	4
6	PAOZZ	4730003600592	96906	MS27021-9	..COUPLING HALF, QUICK	1
7	PAOOZ	4730009481722	96906	MS27025-9	..COUPLING HALF, QUICK	1
8	PAOZZ	5330003600595	96906	MS27030-5	...GASKET	2
9	XDOZZ		90598	25006-11	..HOSE, RUBBER, DISCH 1 1/2-INCH NOM	1
					SIZE X 25 FT.....	

END OF FIGURE

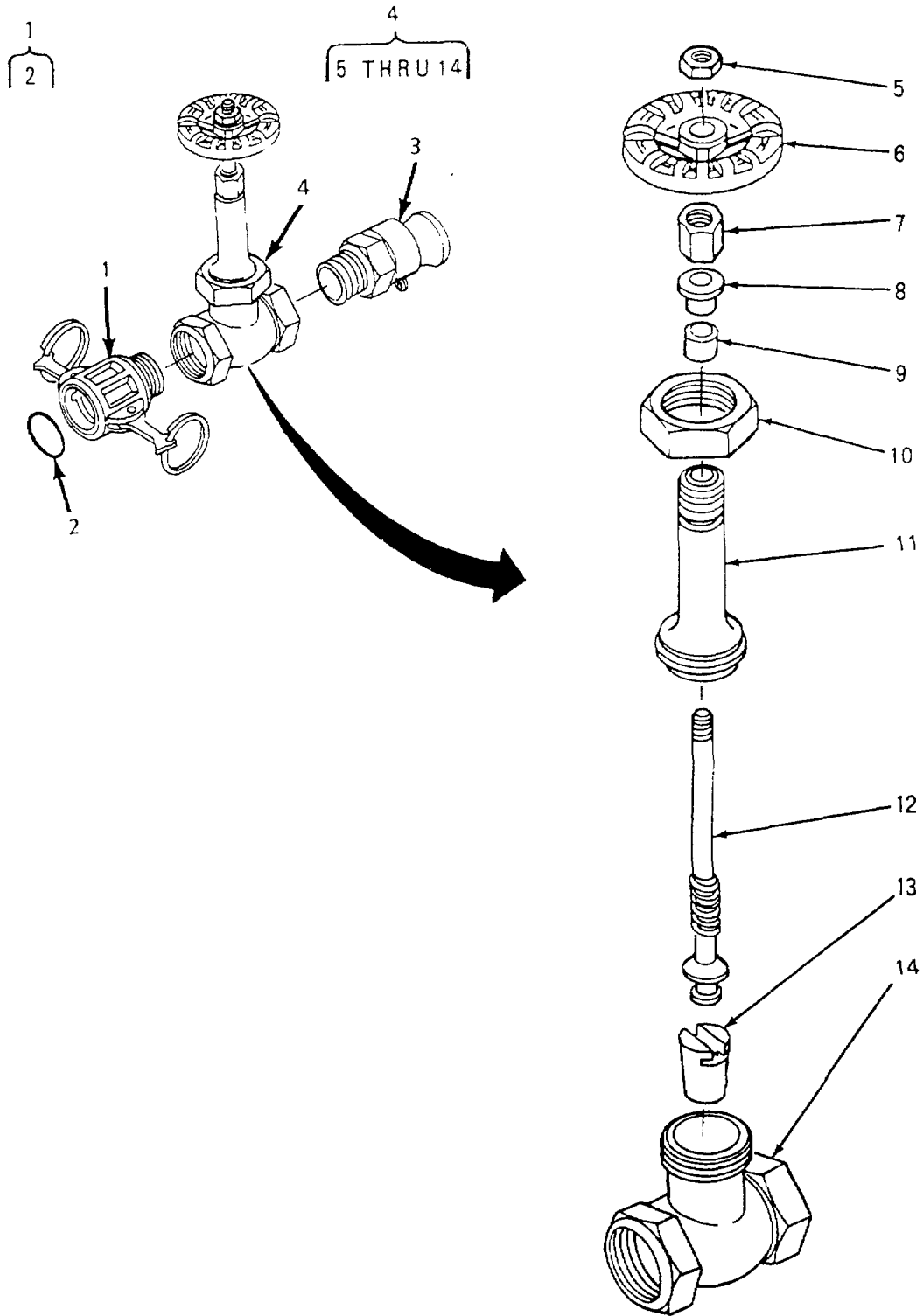


Figure 4. Gate Valve, 2-inch

SECTION II

TM 10-4610-234-23P

(1) ITEM NO	(2) SMR CODE	(3) NSN	(4) CAGEC	(5) PART NUMBER	(6) DESCRIPTION AND USABLE ON CODES (UOC)	(7) QTY
					GROUP 01 BAG FILLER CONNECTION KIT	
					FIG. 4 GATE VALVE 2 INCH	
1	PAOOZ	4730000889285	96906	MS27026-11	..COUPLING HALF, QUICK UOC: ESC, FKH	1
2	PAOZZ	5330006122414	96906	MS27030-6	...GASKET UOC: ESC, FKH	1
3	PAOZZ	4730010144925	96906	MS49001-11	..COUPLING HALF, QUICK UOC: ESCFKH	3
4	PAOOO	4820013778185	76364	GATE 1151	..VALVE, GATE UOC: ESC, FKH	1
5	XAOZZ	5310013831655	76364	3116-K-210	...NUT, PLAIN, HEXAGON UOC: ESC, FKH	1
6	PAOZZ	5340013815171	76364	7633-61-480	...HANDWHEEL UOC: ESC, FKH	1
7	XAOZZ		76364	282-H-210	...NUT, PACKING UOC: ESC, FKH	1
8	XAOZZ		76364	3639-J-220	...GLAND..... UOC: ESC, FKH	1
9	XAOZZ		76364	65103-J-992	...PACKING UOC: ESC, FKH	1
10	XAOZZ		76364	3205-J-150	...NUT, UNION BONNET UOC: ESC, FKH	1
11	XAOZZ		76364	2328-J-150	...BONNET..... UOC: ESC, FKH	1
12	XAOZZ		76364	26148-J-155	...STEM UOC: ESC, FKH	1
13	XAOZZ		76364	4310-J-150	...DISC, WEDGE UOC: ESC, FKH	1
14	XAOZZ		76364	201-4-J-150	...BODY UOC: ESC, FKH	1

END OF FIGURE

$\frac{1}{2}$ $\frac{5}{6}$ $\frac{7}{8 \text{ THRU } 17}$

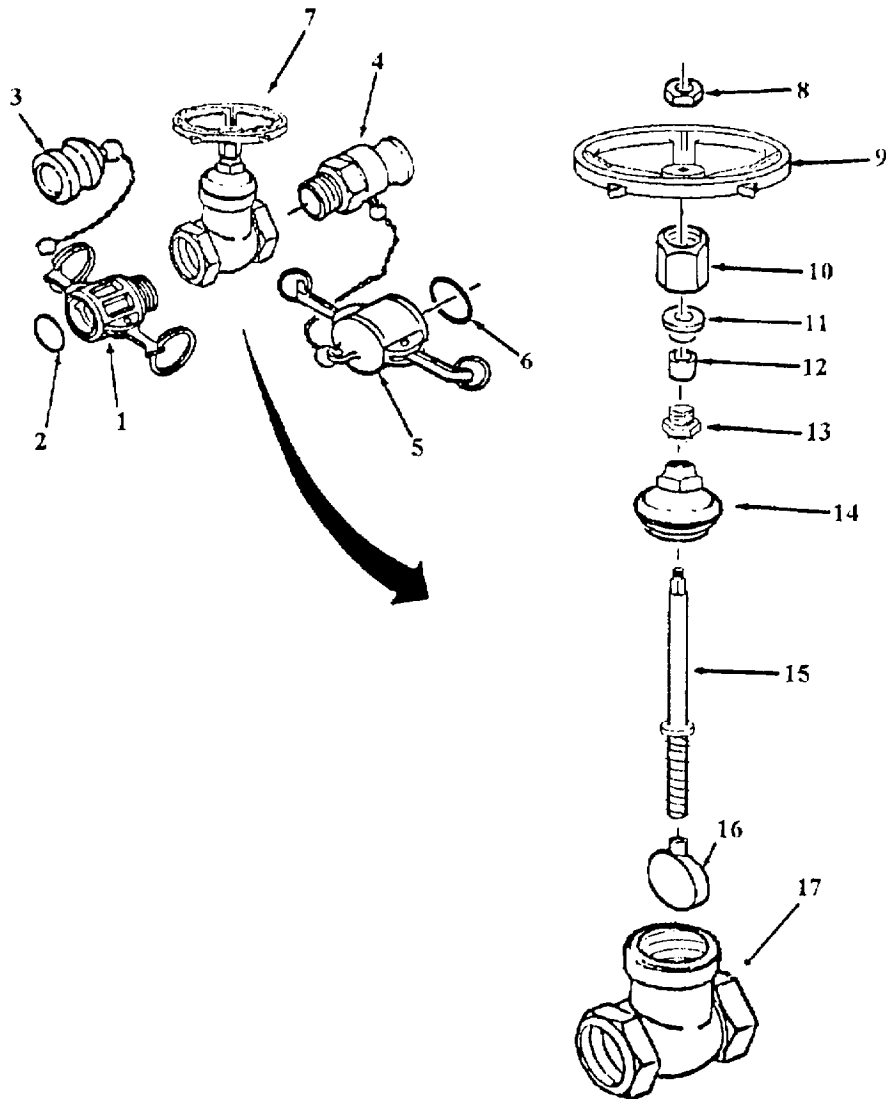


Figure 4A. Gate Valve, 2-inch

SECTION II

TM 10-4610-234-23P

(1) ITEM NO	(2) SMR CODE	(3) NSN	(4) CAGEC	(5) PART NUMBER	(6) DESCRIPTION AND USABLE ON CODES (UOC)	(7) QTY
					GROUP 01 BAG FILLER CONNECTION KIT	
					FIG. 4A GATE VALVE, 2 INCH	
1	PAOZZ	4730000889285	96906	MS27026-11	..COUPLING HALF, QUICK UOC: FLU	1
2	PAOZZ	5330006122414	96906	MS27030-6	...GASKET UOC: FLU	1
3	PAOZZ	4730009155127	96906	MS27029-11	..PLUG, QUICK DISCONNE UOC: FLU	1
4	PAOZZ	4730009387997	96906	MS27022-11	..COUPLING HALF, QUICK UOC: FLU	1
5	PAOZZ	4730006499100	96906	MS27028-11	..CAP, QUICK DISCONNEC UOC: FLU	1
6	PAOZZ	5330006122414	96906	MS27030-6	...GASKET UOC: FLU	1
7	PAOOO	4820013778185	76364	GATE 1151	..VALVEGATE UOC: FLU	1
8	XDOZZ		76364	3116-H	...NUT, HANDWHEEL UOC: FLU	1
9	XDOZZ		76364	76375-408	...HANDWHEEL UOC: FLU	1
10	XDOZZ		76364	2884-J	...NUT, PACKING GLAND UOC: FLU	1
11	XDOZZ		76364	3639-J	...GLAND, PACKING UOC: FLU	1
12	XDDZZ		76364	65103-J-992	...PACKING UOC: FLU	1
13	XDOZZ		76364	3639-J-220	...PACKING GLAND FOLLO UOC: FLU	1
14	XDOZZ		76364	2341-J	...BONNET UOC: FLU	1
15	XDOZZ		76364	26243-J	...STEM UOC: FLU	1
16	XDOZZ		76364	439-J	...DISC UOC: FLU	1
17	XDOZZ		76364	201-43-J	...BODY UOC: FLU	1

END OF FIGURE

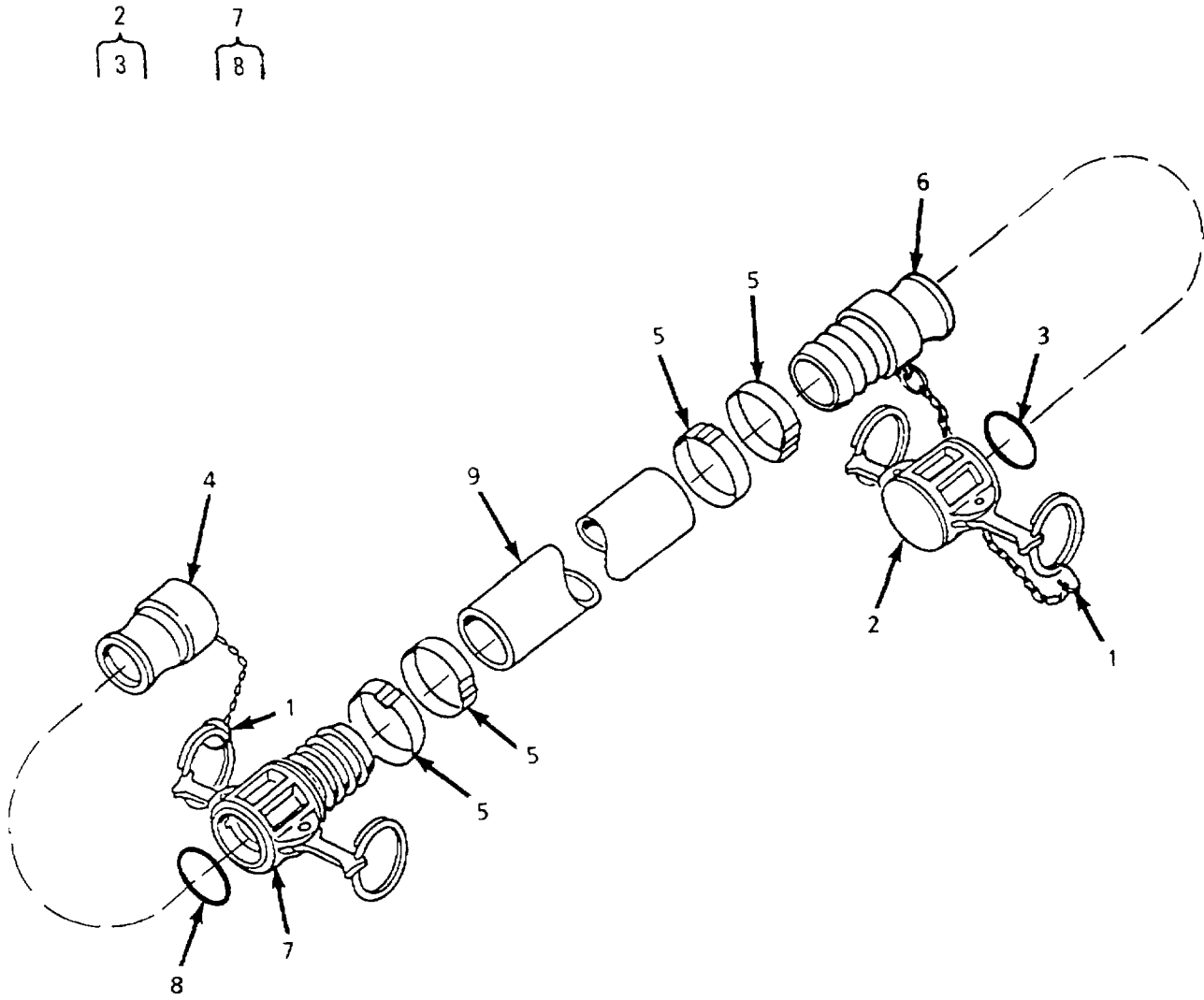


Figure 5. Discharge Hose, 2-inch x 20 ft

SECTION II

TM 10-4610-234-23P

(1) ITEM NO	(2) SMR CODE	(3) NSN	(4) CAGEC	(5) PART NUMBER	(6) DESCRIPTION AND USABLE ON CODES (UOC)	(7) QTY
					GROUP 01	BAG FILLER CONNECTION KIT
					FIG. 5	DISCHARGE HOSE, 2 INCH X 20 FT.
1	PAOZZ	5325009265411	81718	H01434M	..RING, RETAINING	2
2	PAOZZ	4730006499100	96906	MS27028-11	..CAP, QUICK DISCONNEC	1
3	PAOZZ	5330006122414	96906	MS27030-6	...GASKET	1
4	PAOZZ	4730009155127	96906	MS27029-11	..PLUG, QUICK DOISCONNE	1
5	PAOZZ	4730013871304	70847	J230	..CLAMP, HOSE	4
6	PAOZZ	4730009387996	96906	MS27021-11	..COUPLING HALFQUICK	1
7	PAOOZ	4730003600943	96906	MS27025-11	..COUPLING HALF, QUICK	1
8	PAOZZ	5330006122414	96906	MS27030-6	...GASKET	2
9	XDOZZ		90598	25006-2	..HOSE, RUBBER, DISCH 2-INCH NOM SIZE, 20 FT. LONG, POTABLE WATER ONLY	1

END OF FIGURE

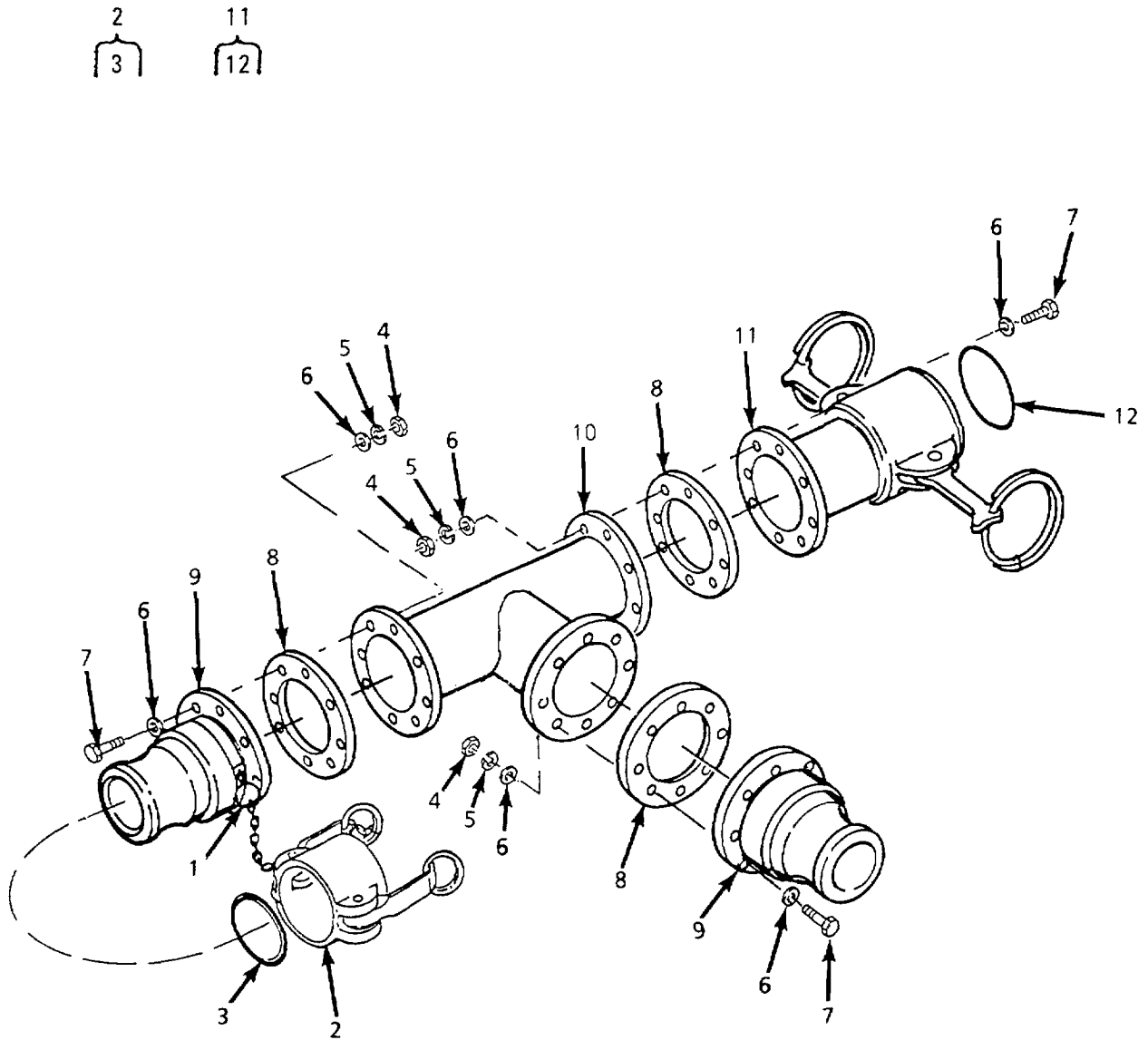


Figure 6. Tee Assembly (MxFxM)

SECTION II

TM 10-4610-234-23P

(1) ITEM NO	(2) SMR CODE	(3) NSN	(4) CAGEC	(5) PART NUMBER	(6) DESCRIPTION AND USABLE ON CODES (UOC)	(7) QTY
					GROUP 01	
					BAG FILLER CONNECTION KIT	
					FIG. 6	
					TEE ASSEMBLY (MXFXM)	
1	PAOZZ	5325009265411	81718	H01434M	..RING, RETAINING	1
2	PAOOZ	4730006406156	96906	MS27028-17	..CAP, QUICK DISCONNEC	1
3	PAOZZ	5330008994509	96906	MS27030-9	...GASKET	1
4	PAOZZ	5310007320558	96906	MS51967-8	..NUT, PLAIN, HEXAGON	24
5	PAOZZ	5310006379541	96906	MS35338-46	..WASHER, LOCK	24
6	PAOZZ	5310C00806004	96906	MS27183-14	..WASHER, FLAT	48
7	PAOZZ	5305008213869	80204	B1821BH038C175N	..SCREW, CAP, HEXAGON H	24
8	PAOZZ	5330011411864	97403	13220E1069-1	..GASKET	3
9	PAOZZ	4730008405347	96906	MS27023-17	..COUPLINS HALF, QUICK	2
10	XDOZZ	4730008405346	97403	13216E8243	..TEE, FLANGE	1
11	PAOZZ	4730008405348	96906	MS27027-17	..COUPLING HALF, QUICK	1
12	PACZZ	5330008994509	96906	MS27030-9	...GASKET	1

END OF FIGURE

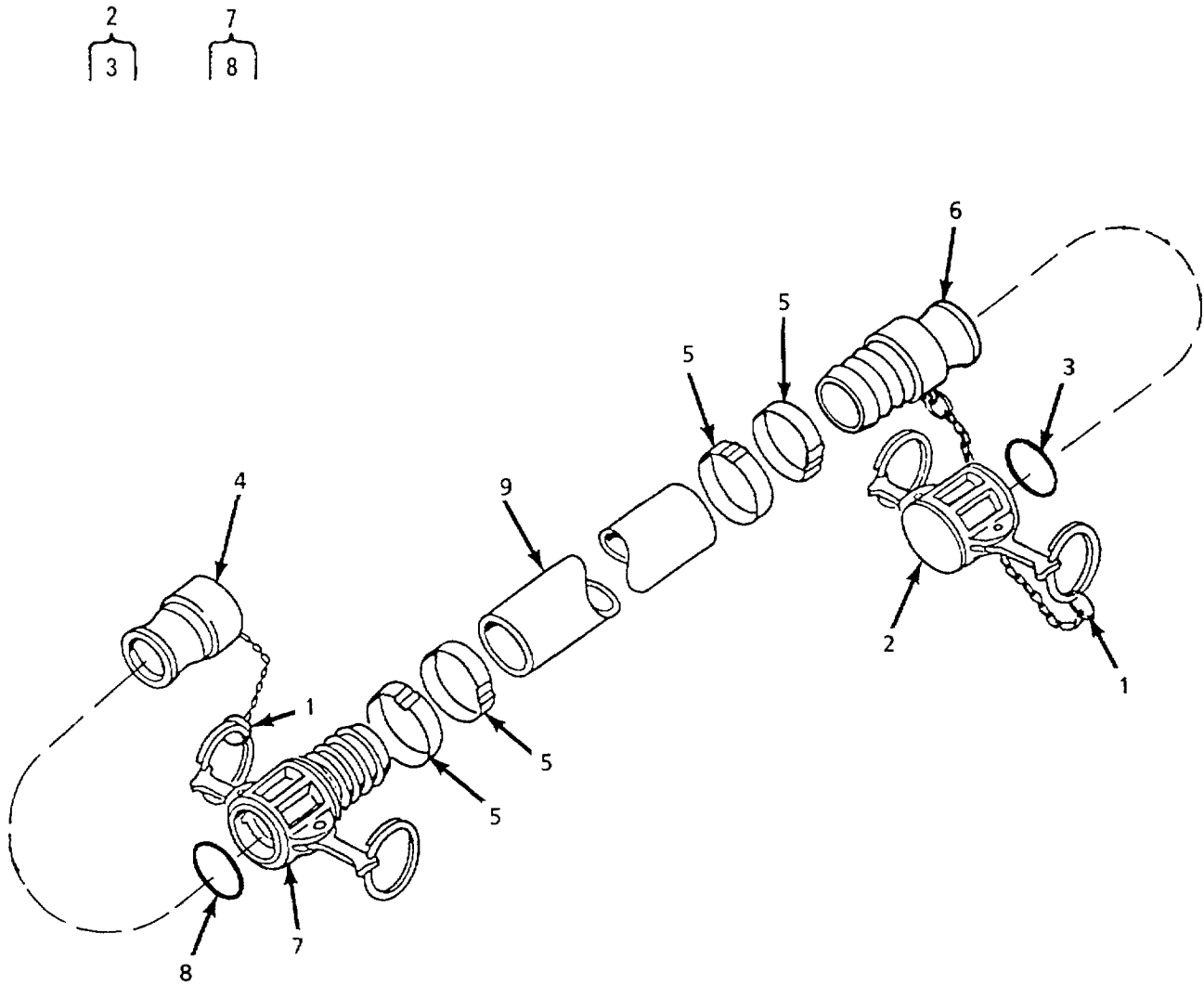


Figure 7. Discharge Hose, 4-inch x 20 ft

SECTION II

TM 10-4610-234-23P

(1) ITEM NO	(2) SMR CODE	(3) NSN	(4) CAGEC	(5) PART NUMBER	(6) DESCRIPTION AND USABLE ON CODES (UOC)	(7) QTY
-------------------	--------------------	------------	--------------	-----------------------	--	------------

GROUP 01 BAG FILLER CONNECTION KIT

FIG. 7 DISCHARGE HOSE, 4 INCH X 20 FT.

1	PAOZZ	5325009265411	81718	H01434M	..RING, RETAINING	2
2	PAOOZ	4730006406156	96906	MS27028-17	..CAP, QUICK DISCONNEC	1
3	PAOZZ	5330008994509	96906	MS27030-9	...GASKET.....	1
4	PAOZZ	4730006406188	96906	MS27029-17	..PLUG, QUICK DISCONNE.....	1
5	PAOZZ	4730000782519	70847	J215	..CLAMP, HOSE	4
6	PAOZZ	4730006497388	96906	MS27021-17	..COUPLING HALF, QUICK	1
7	PAOZZ	4730012359769	96906	MS27025-17	..COUPLING HALF, QUICK	1
8	PAOZZ	5330008994509	96906	MS27030-9	...GASKET.....	1
9	XDOZZ		90598	25006-4	..HOSE, RUBBER, DISCH DISCHARGE 4-..... INCH NOM SIZE, 20 FT. LONG.....	1

END OF FIGURE

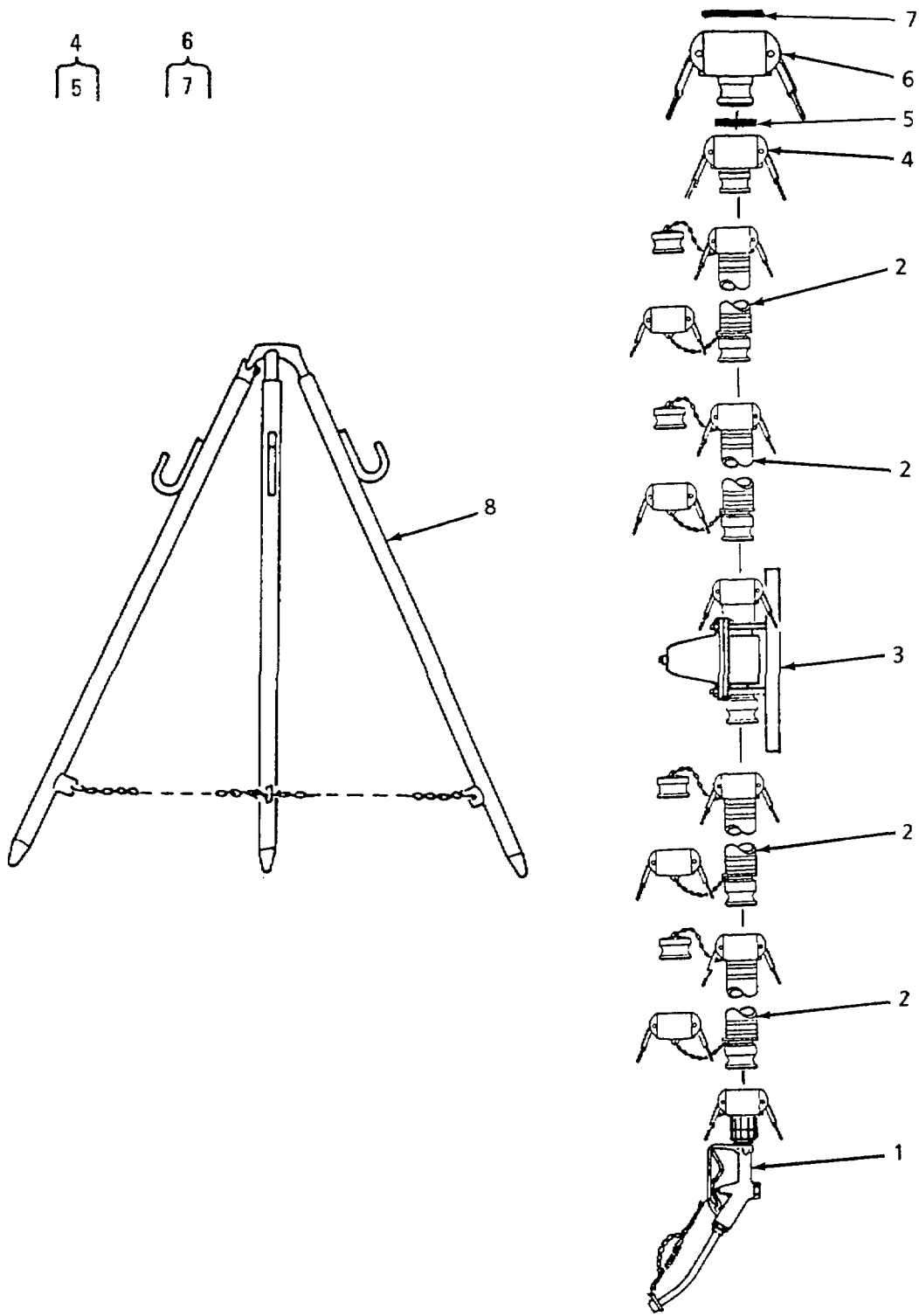


Figure 8. Hose and Nozzle Kit

SECTION II

TM 10-4610-234-23P

(1) ITEM NO	(2) SMR CODE	(3) NSN	(4) CAGEC	(5) PART NUMBER	(6) DESCRIPTION AND USABLE ON CODES (UOC)	(7) QTY
					GROUP 01	BAG FILLER CONNECTION KIT
					FIG. 8	HOSE AND NOZZLE KIT
1	AOOOO		97403	13225E9130 - Y	..NOZZLE ASSY,	1
2	PAOOZ	4720011755958	97403	13225E9136 - 12	..HOSE ASSEMBLY, NONME	4
3	AOOOO		97403	13225E9130 - Y1	..REGULATOR ASSY, WTR	1
4	PAOZZ	4730008892382	96906	MS49000-7	..REDUCER, QUICK DISCO	1
5	PAOZZ	5330003600595	96906	MS27030-5	...GASKET.....	1
6	PAOZZ	4730009513295	96906	MS49000-5	..REDUCER, QUICK DISCO	1
7	PAOZZ	5330005514572	96906	MS27030-4	...GASKET.....	1
8	PAOOO	4930011207426	97403	13225E9140	..STAND ASSEMBLY, DIST.....	1

END OF FIGURE

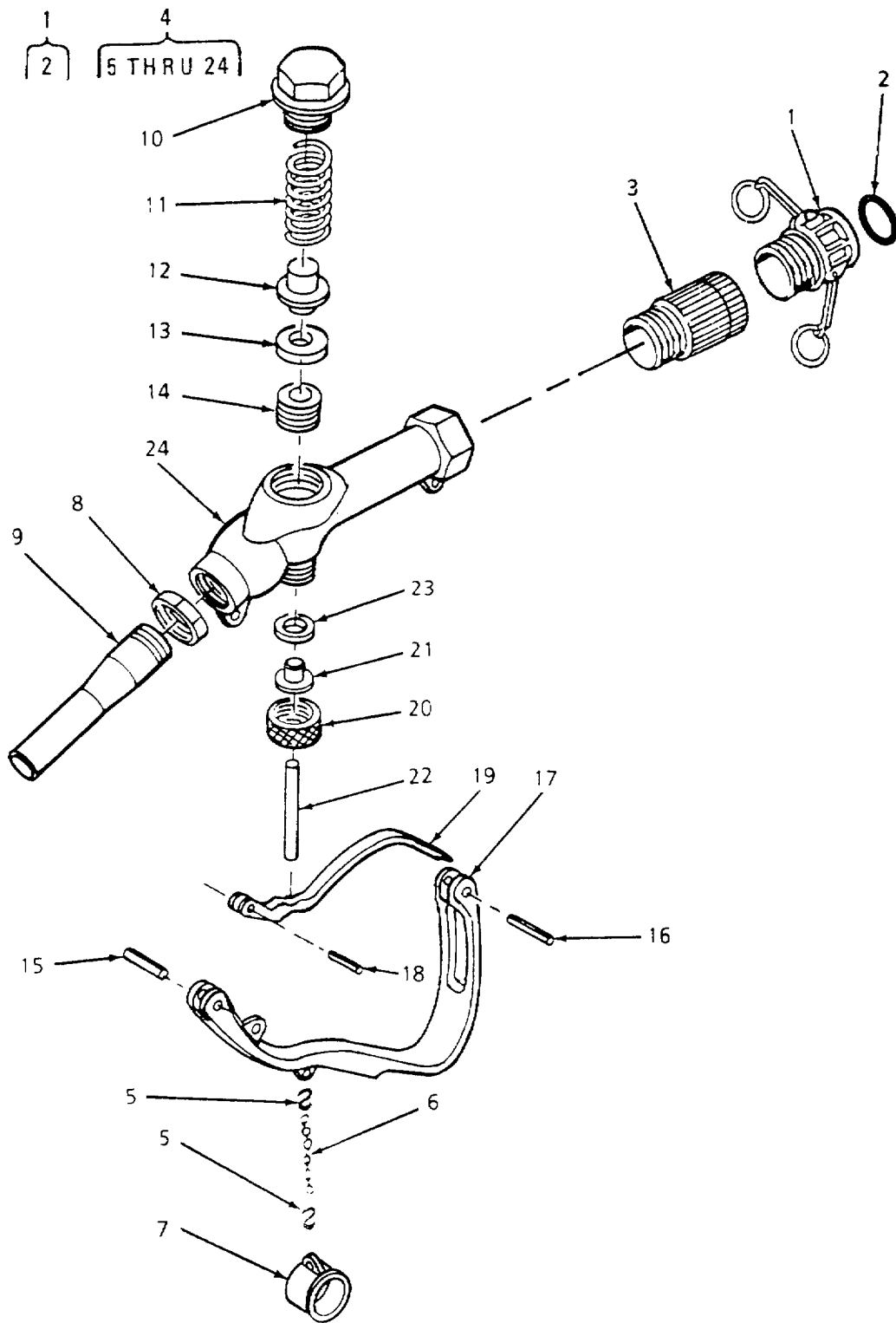


Figure 9. Distribution Nozzle, 1-inch

SECTION II

TM 10-4610-234-23P

(1) ITEM NO	(2) SMR CODE	(3) NSN	(4) CAGEC	(5) PART NUMBER	(6) DESCRIPTION AND USABLE ON CODES (UOC)	(7) QTY
					GROUP 01 BAG FILLER CONNECTION KIT	
					FIG. 9 DISTRIBUTION NOZZLE, 1 INCH	
1	PAOZZ	4730003600710	96906	MS27026 - 5	...COUPLING HALF, QUICK.....	1
2	PAOZZ	5330000889167	96906	MS27030 - 3	...GASKET.....	1
3	PAOZZ	4730011891233	41592	122WA - 0100 1S	...SWIVEL JOINT, PIPE.....	1
4	PAOZZ	2910011888196	81718	811 - PW-3	...NOZZLE, WATER DISTRI.....	1
5	XDOZZ		41592	231APC0123 2H	...HOOK, CHAIN, S.....	2
6	XAOZZ	4010013943906	41592	231APC0123 2C	...CHAIN ASSEMBLY, BRAS.....	1
7	XAOZZ		41592	300AL - 0124 XA	...CAP, TUBE.....	1
8	XAOZZ		41592	300AL - 0122 21	...NUT, JAM.....	1
9	XAOZZ		41592	300ALM0421 MT	...TUBE.....	1
10	XAOZZ		41592	300AL - 0101 MC	...CAP.....	1
11	XAOZZ		41592	300ALM0402 2S	...SPRING.....	1
12	XAOZZ		41592	300BTF0103 21	...POPPET.....	1
13	XAOZZ		41592	300ALM0408 2D	...DISC, BUNA-N.....	1
14	XAOZZ		41592	300BTF0109 21	...NUT, DISC.....	1
15	XAOZZ		41592	300BTF0113 2P	...PIN, HOLLOW.....	1
16	XAOZZ		41592	300BTF0111 2P	...PIN, HOLLOW.....	1
17	XAOZZ		41592	300ATF0115 XA	...GUARD.....	1
18	XAOZZ		41592	110 - 0411 2P	...PIN, HOLLOW.....	1
19	XAOZZ		41592	300ATF0112 MH	...LEVER.....	1
20	XAOZZ		41592	300AL - 0106 21	...NUT, PACKING.....	1
21	XAOZZ		41592	300BTF0105 2	...PACKING GLAND.....	1
22	XAOZZ		41592	300 - 0207 21	...STEM.....	1
23	XAOZZ		41592	231AW - 0219 2P	...PACKING RING.....	1
24	XAOZZ		41592	300ATF0104 MB	...BODY.....	1

END OF FIGURE

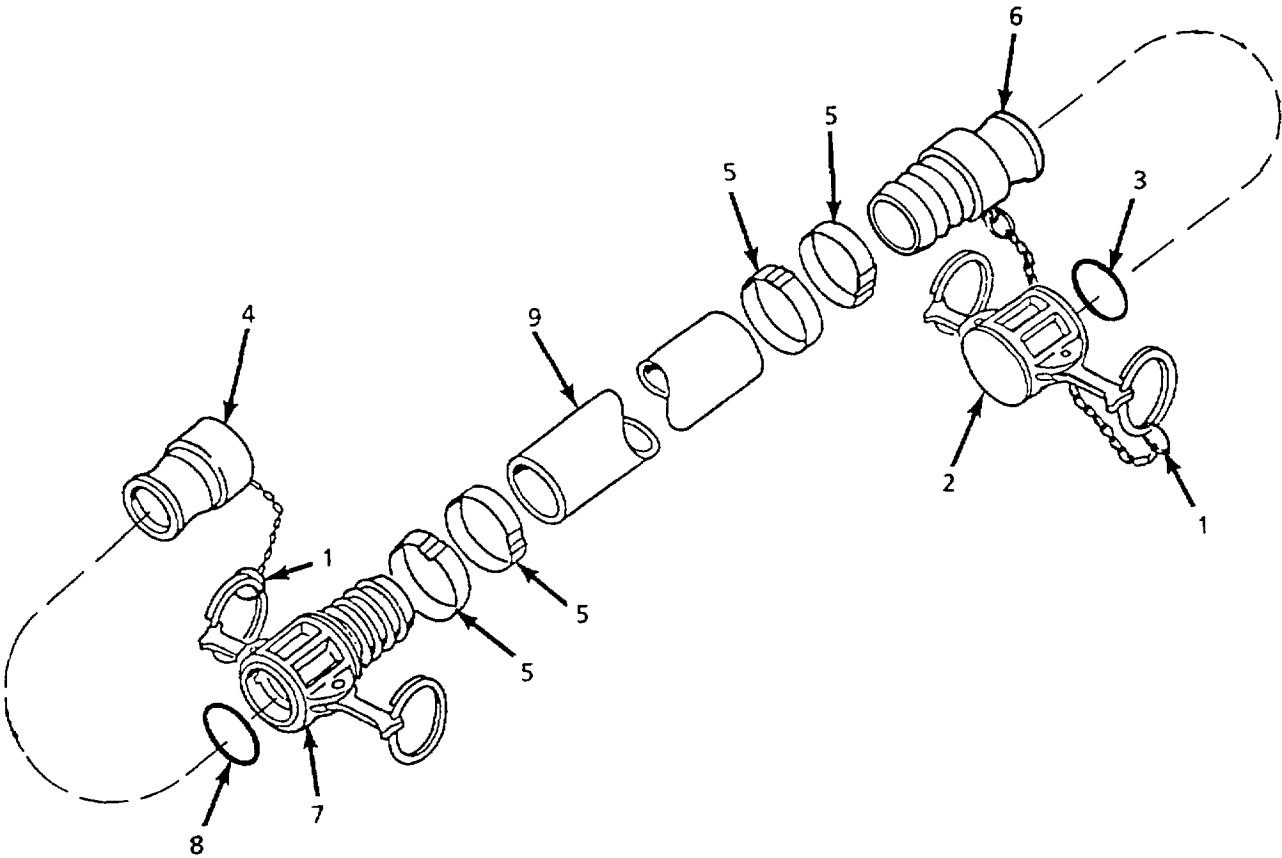
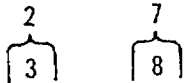


Figure 10. Discharge Hose, 1-inch x 10 ft

SECTION II

TM 10-4610-234-23P

(1) ITEM NO	(2) SMR CODE	(3) NSN	(4) CAGEC	(5) PART NUMBER	(6) DESCRIPTION AND USABLE ON CODES (UOC)	(7) QTY
					GROUP 01 BAG FILLER CONNECTION KIT	
					FIG. 10 DISCHARGE HOSE, 1 INCH X 10 FT.	
1	PAOZZ	5325009265411	81718	H01434M	...RING, RETAINING.....	2
2	PAOZZ	4730009290791	96906	MS27028 - 5	...CAP, QUICK DISCONN.....	1
3	PAOZZ	5330000889167	96906	MS27030 - 3	...GASKET.....	1
4	PAOZZ	4730003600715	96906	MS27029 - 5	...PLUG, QUICK DISCONN.....	1
5	PAOZZ	4730010079254	77414	P6S - 1	...CLAMP, HOSE.....	4
6	PAOZZ	4730011649254	96906	MS27021 - 5	...COUPLING HALF, QUICK.....	1
7	PAOZZ	4730012234931	96906	MS27025 - 5	...COUPLING HALF, QUICK.....	1
8	PAOZZ	5330000889167	96906	MS27030 - 3	...GASKET.....	1
9	XDOZZ		90598	25006 - 12	...HOSE, RUBBER, DISCH 1 - INCH X 10.....	1
					FT PORM 2.5 INCHES.....	

END OF FIGURE

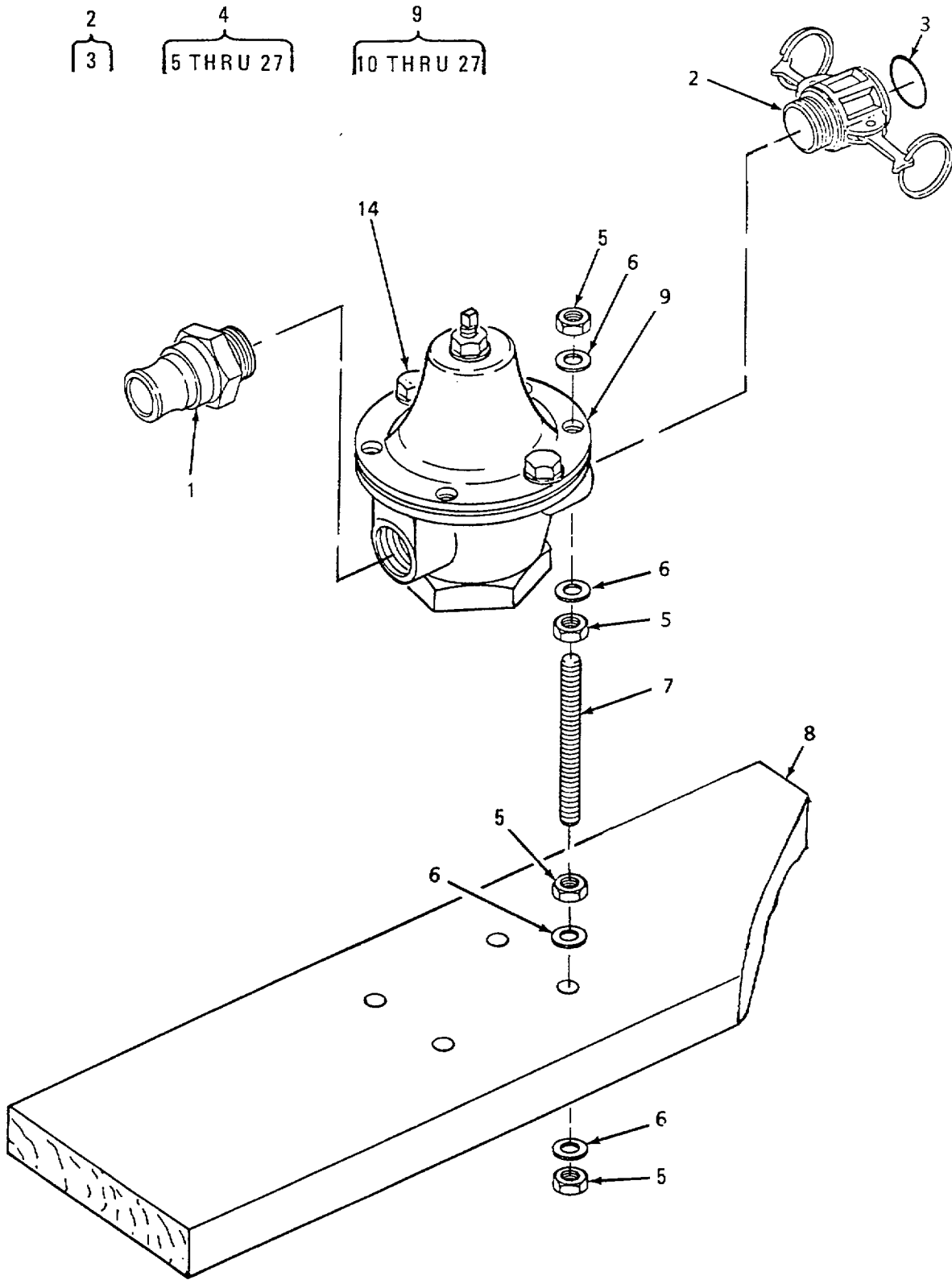


Figure 11. Water Pressure Regulator Assembly (Sheet 1 of 2)

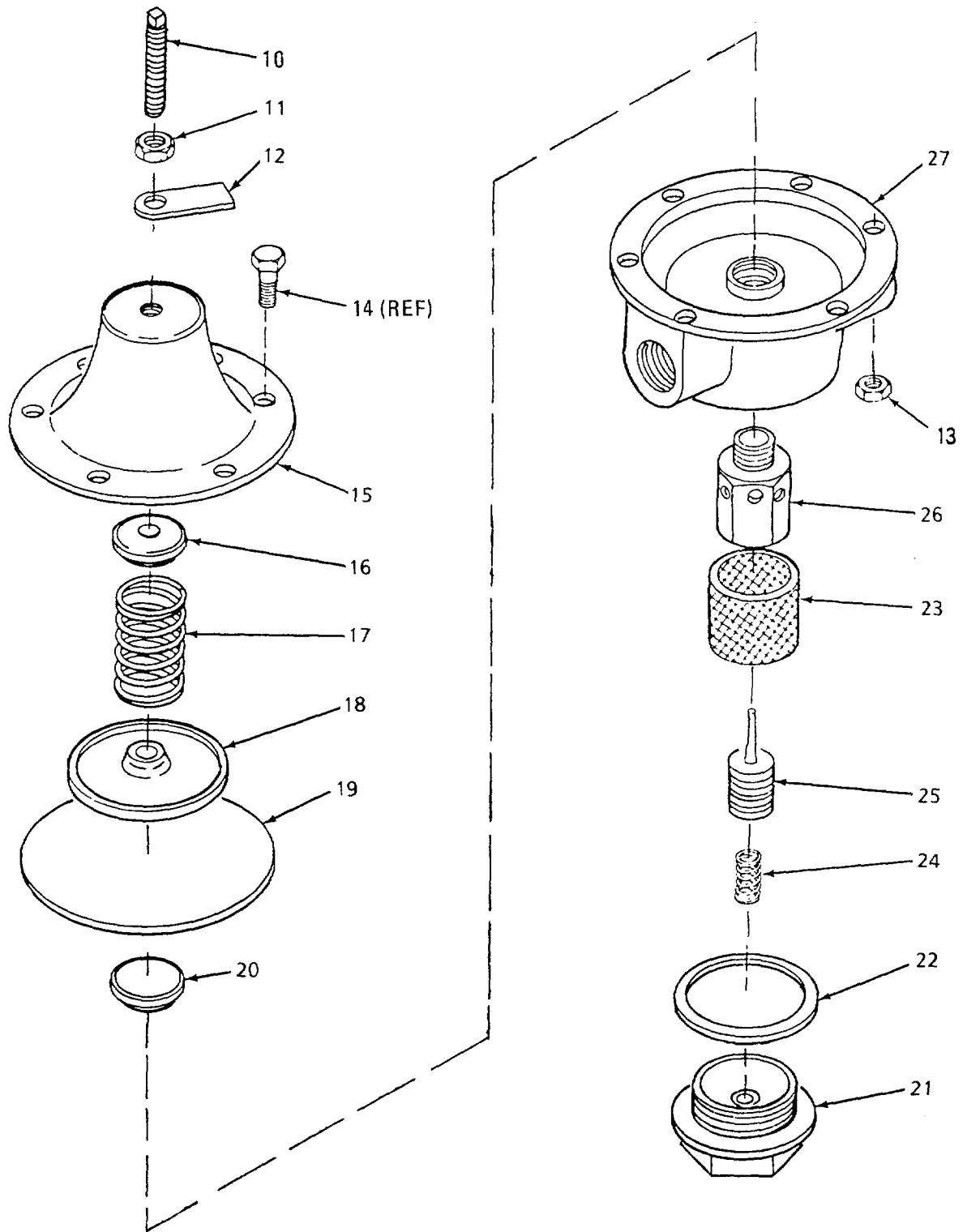


Figure 11. Water Pressure Regulator Assembly (Sheet 2 of 2)

SECTION II

TM 10-4610-234-23P

(1) ITEM NO	(2) SMR CODE	(3) NSN	(4) CAGEC	(5) PART NUMBER	(6) DESCRIPTION AND USABLE ON CODES (UOC)	(7) QTY
					GROUP 01	BAG FILLER CONNECTION KIT
					FIG. 11	WATER PRESSURE REGULATOR ASSEMBLY
1	PAOZZ	4730000847435	96906	MS27022 - 5	...COUPLING HALF, QUICK	1
2	PAOZZ	4730003600710	96906	MS27026 - 5	...COUPLING HALF, QUICK	1
3	PAOZZ	5330000889167	96906	MS27030 - 3	...GASKET.....	1
4	PAOOO	4820011938026	90598	20028 - 100	...VALVE, REGULATING, FL	1
5	PAOZZ	5310007320558	96906	MS51967 - 8	...NUT, PLAIN, HEXAGON	16
6	PAOZZ	5310000806004	96906	MS27183 - 14	...WASHER, FLAT	16
7	XDOZZ		90598	20028 - 5	...ROD, THREADED 3/8 - 16 X 6 - INCHES	4
					LONG.....	
8	XDOZZ		90598	20028 - 2	...BOARD, PINE WOOD.....	1
9	PBOFF	4820013741964	90598	20028 - 1	...VALVE, REGULATING, FL	1
10	XDFZZ		71342	932	...SCREW, ADJUSTING	1
11	XDFZZ		71342	1568	...NUT, LOCK.....	1
12	XDFZZ		71342	1565	...TAG, IDENTIFICATION.....	1
13	XDFZZ		71342	1552	...NUT.....	2
14	XDFZZ		71342	334	...SCREW.....	2
15	XDFZZ		71342	1779	...CHAMBER, SPRING.....	1
16	XDFZZ		71342	105	...BUTTON, SPRING.....	1
17	XDFZZ		71342	737	...SPRING, PRESSURE	1
18	XDFZZ		71342	1767	...PLATE, PRESSURE	1
19	XDFZZ		71342	1769	...DIAPHRAGM, VALVE	1
20	XDFZZ		71342	1770	...BUTTON.....	1
21	XDFZZ		71342	1955	...PLUG ASSY, BOTTOM	1
22	XDFZZ		71342	1699	...GASKET.....	1
23	XDFZZ		71342	1940	...STRAINER ELEMENT.....	1
24	XDFZZ		71342	124	...SPRING, PISTON.....	1
25	XDFZZ		71342	2348	...PISTON, VALVE.....	1
26	XDFZZ		71342	2884	...CYLINDER.....	1
27	XDFZZ		71342	1780	...BODY	1

END OF FIGURE

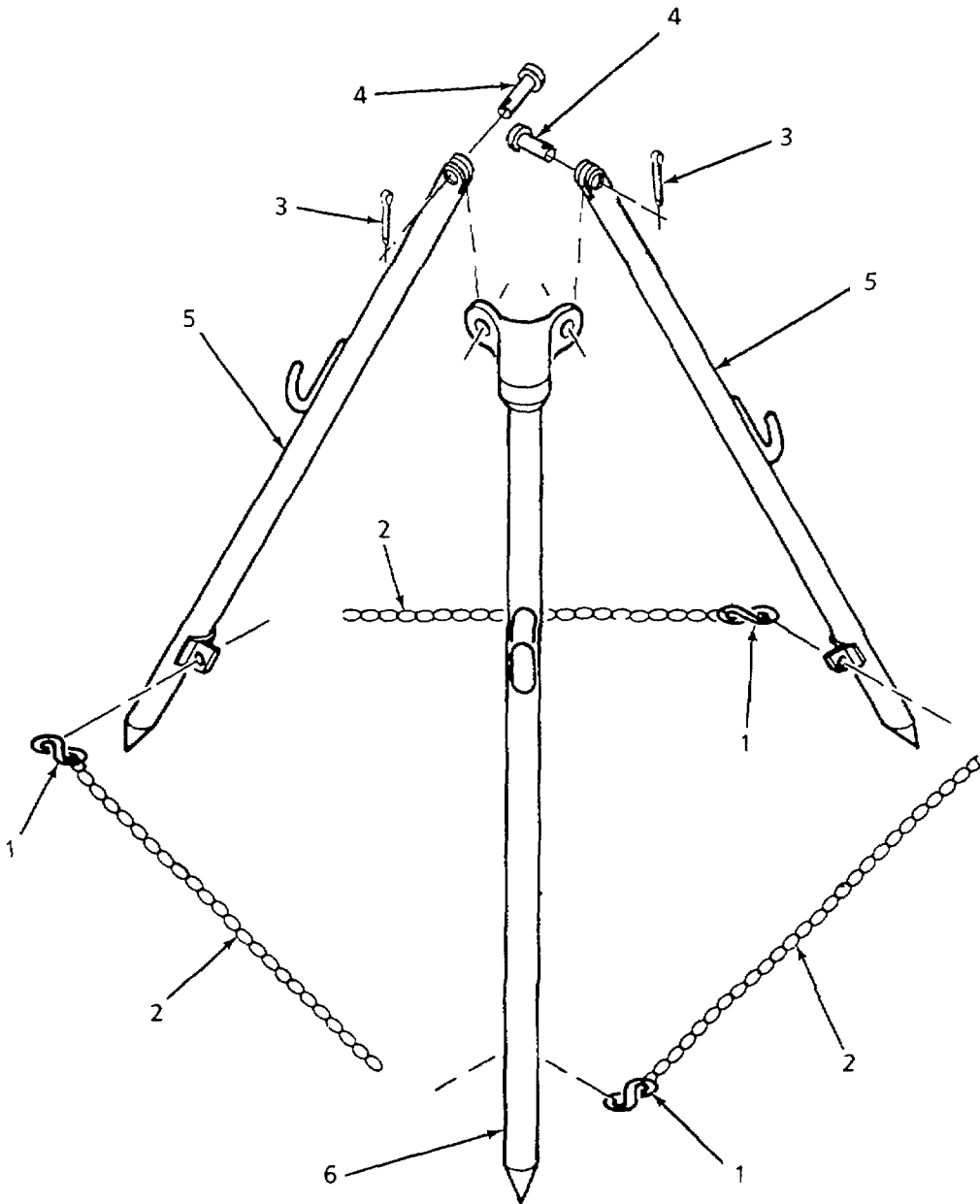


Figure 12. Nozzle Stand Assembly

SECTION II

TM 10-4610-234-23P

(1) ITEM NO	(2) SMR CODE	(3) NSN	(4) CAGEC	(5) PART NUMBER	(6) DESCRIPTION AND USABLE ON CODES (UOC)	(7) QTY
					GROUP 01	
						BAG FILLER CONNECTION KIT
					FIG. 12	
						NOZZLE STAND ASSEMBLY
1	PAOZZ	4030009487315	96906	MS87006 - 33	...HOOK, CHAIN, S.....	3
2	PAOZZ	4010012800069	39428	3607T57	...CHAIN, WELDLESS.....	3
3	PAOZZ	5315008395820	96906	MS24665 - 134	...PIN, COTTER.....	2
4	PAOZZ	5315008121236	96906	MS20392 - 3C35	...PIN, STRAIGHT, HEADED.....	2
5	XBOZZ		97403	13225E9146	...LEG, CLEVIS.....	2
6	XBOZZ		97403	13225E9145	...LEG, PIVOT.....	1

END OF FIGURE

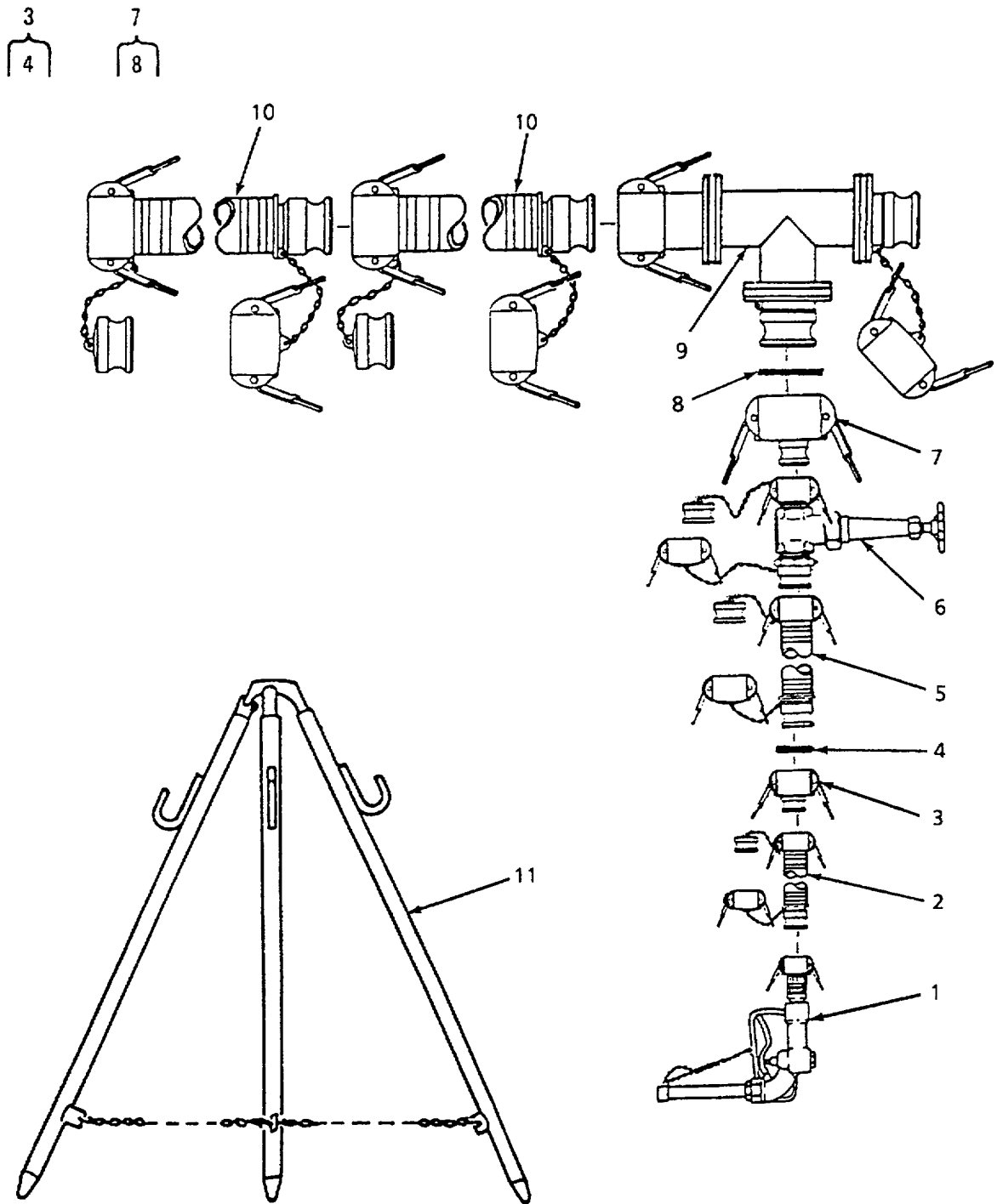


Figure 13. Hose Nozzle Connection Kit

SECTION II

TM 10-4610-234-23P

(1) ITEM NO	(2) SMR CODE	(3) NSN	(4) CAGEC	(5) PART NUMBER	(6) DESCRIPTION AND USABLE ON CODES (UOC)	(7) QTY
GROUP 02 HOSE NOZZLE CONNECTION KIT						
FIG. 13 HOSE NOZZLE CONNECTION KIT						
1	AOOOO		97403	13225E9117 - Y	.NOZZLE ASSY, DIST.....	1
2	PAOOZ	4720011748173	97403	13225E9136 - 11	.HOSE ASSEMBLY, NONME	1
3	PAOZZ	4730009513295	96906	MS49000 - 5	.REDUCER, QUICK DISCO	1
4	PAOZZ	5330005514572	96906	MS27030 - 4	..GASKET.....	1
5	PAOOZ	4720011388986	97403	13225E9136 - 2	.HOSE ASSEMBLY, NONME	1
6	AOOOO		97403	13225E9113 - Y2	.VALVE ASSY 2 - INCH.....	1
7	PAOZZ	4730010640560	96906	MS49000 - 17	.REDUCER, QUICK DISCO	1
8	PAOZZ	5330008994509	96906	MS27030 - 9	..GASKET	1
9	AOOOO		97403	13225E9117 - Y1	.TEE ASSY	1
10	PAOOZ	4720011406288	97403	13225E9136 - 4	.HOSE ASSEMBLY, NONME	2
11	PAOOO	4930011207426	97403	13225E9140	.STAND ASSEMBLY, DIST.....	1

END OF FIGURE

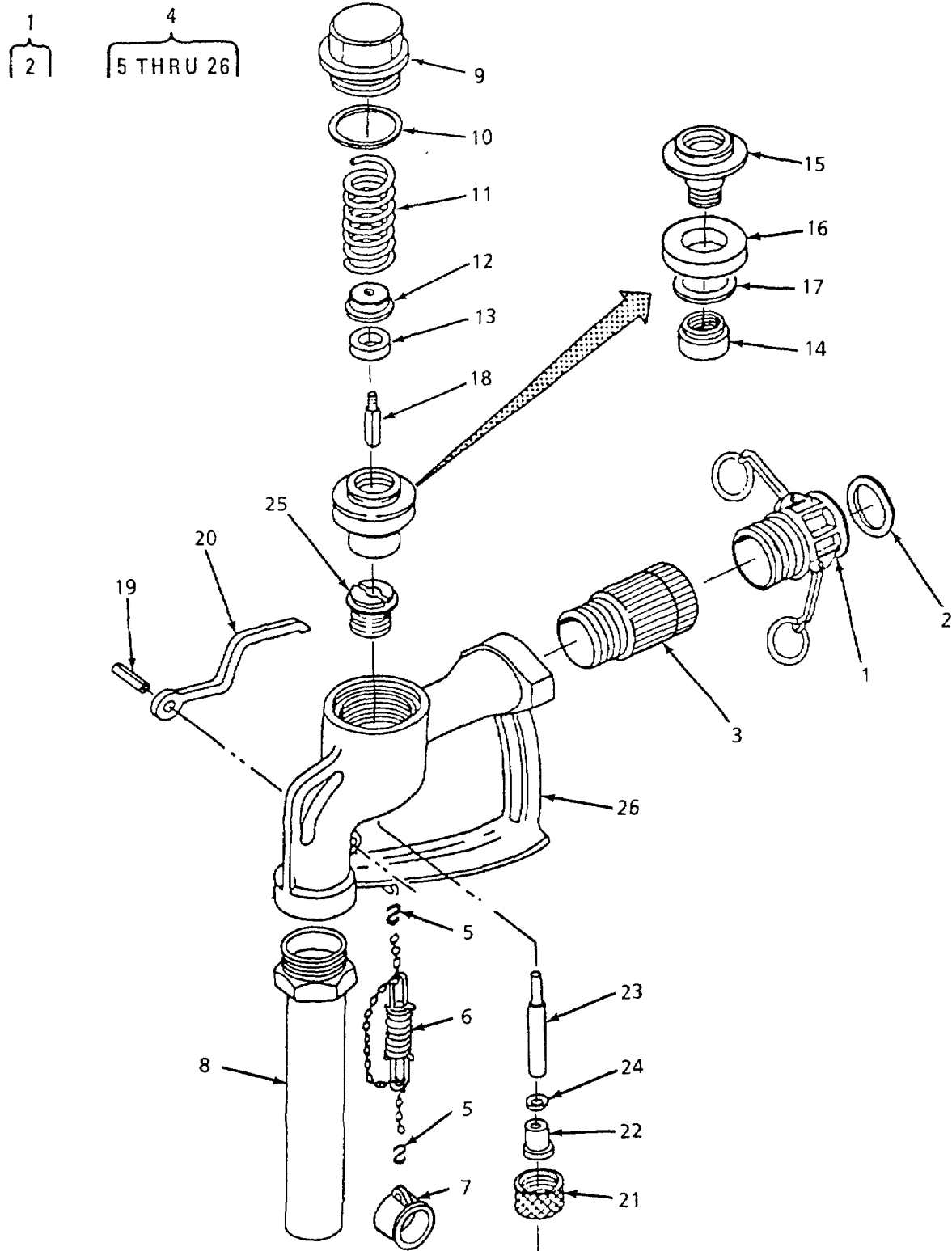


Figure 14. Distribution Nozzle, 1 1/2-inch

SECTION II

TM 10-4610-234-23P

(1) ITEM NO	(2) SMR CODE	(3) NSN	(4) CAGEC	(5) PART NUMBER	(6) DESCRIPTION AND USABLE ON CODES (UOC)	(7) QTY
					GROUP 02 HOSE NOZZLE CONNECTION KIT	
					FIG. 14 DISTRIBUTION NOZZLE, 1 1/2 INCH	
1	PAOZZ	4730002031010	96906	MS27026 - 9	..COUPLING HALF, QUICK	1
2	PAOZZ	5330003600595	96906	MS27030 - 5	...GASKET.....	1
3	PAOZZ	4730011090790	97403	13225E9139 - 3	..SWING JOINT, PIPE	1
4	PAOOZ	2910011888198	97403	13225E9096	..NOZZLE, WATER DISTRI	1
5	XDOZZ		96906	MS87006 - 43	...HOOK, CHAIN, S	2
6	PAOZZ	4010012800069	39428	3607T57	...CHAIN, WELDLESS	1
7	XAOZZ	4730013826616	41592	231APC0222 XAH	...CAP, TUBE	1
8	XAOZZ		41592	231A -- 0205 AT	...TUBE & ADAPTER BRASS	1
9	XAFZZ		41592	231A -- 0103 MC	...CAP.....	1
10	XAFZZ		41592	235 ---- 0509 2G	...GASKET, CAP, TEFLON.....	1
11	XAFZZ		41592	231A -- 0112 2S	...SPRING.....	1
12	XAFZZ		41592	231AF - 0115 21	...HOLDER, SMALL DISC	1
13	XAFZZ		41592	231A -- 0913 20	...DISC, SMALL.....	1
14	XAFZZ		41592	231AF - 0110 21	...NUT, DISC, LARGE	1
15	XAFZZ		41592	231SS - 0108 21	...HOLDER, LARGE DISC.....	1
16	XAFZZ		41592	231A -- 0909 2D	...DISC, LARGE, BUNA - N.....	1
17	XAFZZ		41592	231AF - 0111 21	...WASHER, LARGE DISC	1
18	XAFZZ		41592	231AF - 0114 21	...GUIDE, SMALL DISC.....	1
19	XAFZZ		41592	231A -- 0220 2P	...PIN, GROOVE-STEEL.....	1
20	XAFZZ		41592	231A -- 0102 XA	...HANDLE, ALUM	1
21	XAFZZ		41592	231AF - 0118 21	...NUT, PACKING.....	1
22	XAFZZ		41592	231AF - 0117 21	...PACKING GLAND	1
23	XAFZZ		41592	231APM0107 21	...STEM,.....	1
24	XAFZZ		41592	231AW - 0219 2P	...PACKING, RING	1
25	XAFZZ		41592	231AF - 0116 21	...STUFFING BOX.....	1
26	XAFZZ		41592	231A -- 0201 MB	...BODY	1

END OF FIGURE

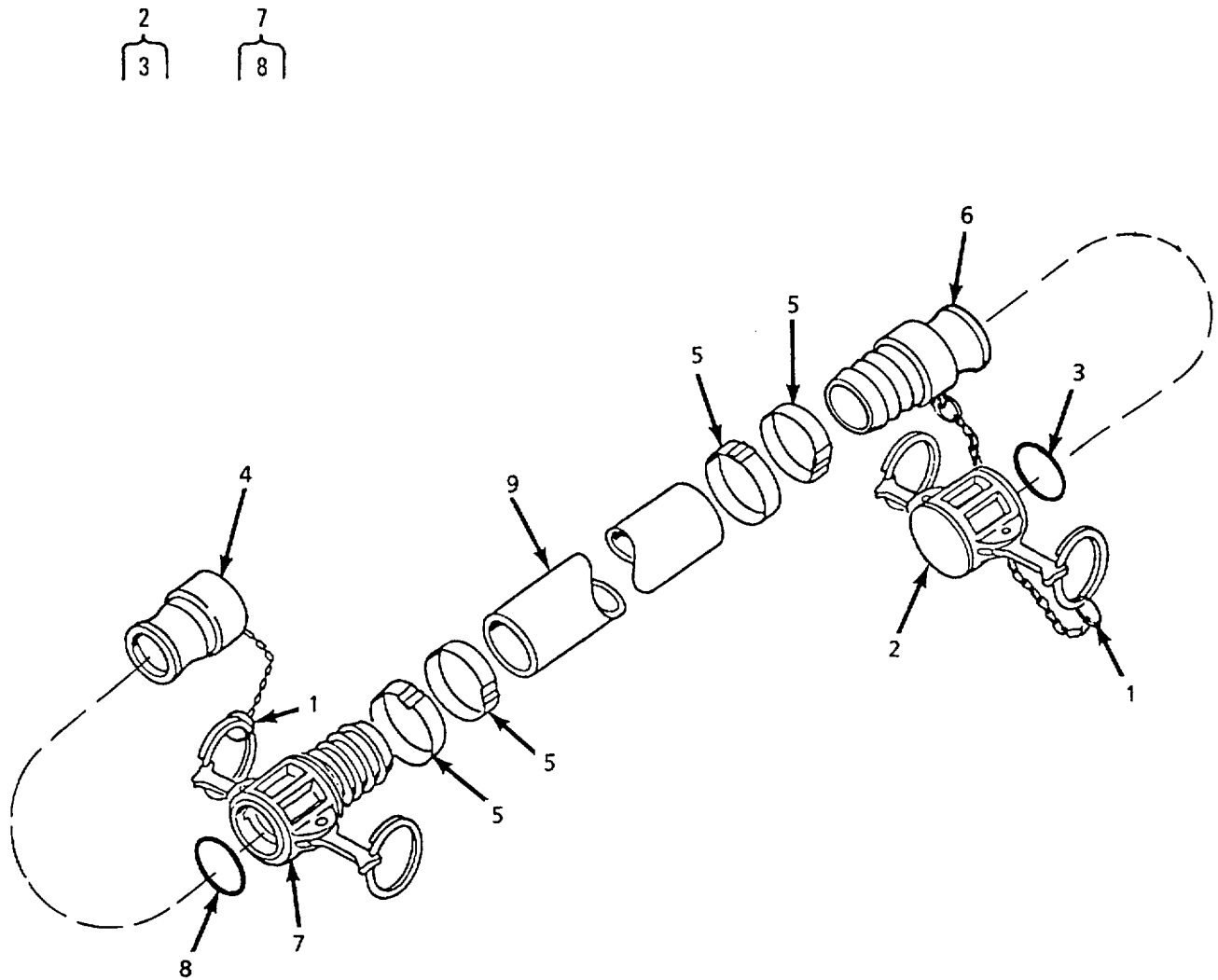


Figure 15. Discharge Hose, 1 1/2-inch x 25 ft

SECTION II

TM 10-4610-234-23P

(1) ITEM NO	(2) SMR CODE	(3) NSN	(4) CAGEC	(5) PART NUMBER	(6) DESCRIPTION AND USABLE ON CODES (UOC)	(7) QTY
					GROUP 02 HOSE NOZZLE CONNECTION KIT	
					FIG. 15 DISCHARGE HOSE, 1 1/2 INCH X 25 FT.	
1	PAOZZ	5325009265411	81718	H01434M	..RING, RETAINING	2
2	PAOZZ	4730008695246	96906	MS27028 - 9	..CAP, QUICK DISCONNEC	1
3	PAOZZ	5330003600595	96906	MS27030 - 5	...GASKET.....	1
4	PAOZZ	4730008235316	96906	MS27029 - 9	..PLUG, QUICK DISCONNE.....	2
5	PAOZZ	4730002039766	77414	P9	..CLAMP, HOSE.....	4
6	PAOZZ	4730003600592	96906	MS27021 - 9	..COUPLING HALF, QUICK	1
7	PAOOZ	4730009481722	96906	MS27025 - 9	..COUPLING HALF, QUICK	1
8	PAOZZ	5330003600595	96906	MS27030 - 5	...GASKET.....	2
9	XDOZZ		90598	25006 - 11	..HOSE, RUBBER, DISCH 1 1/2-INCH NOM	1
					SIZE X 25 FT.....	

END OF FIGURE

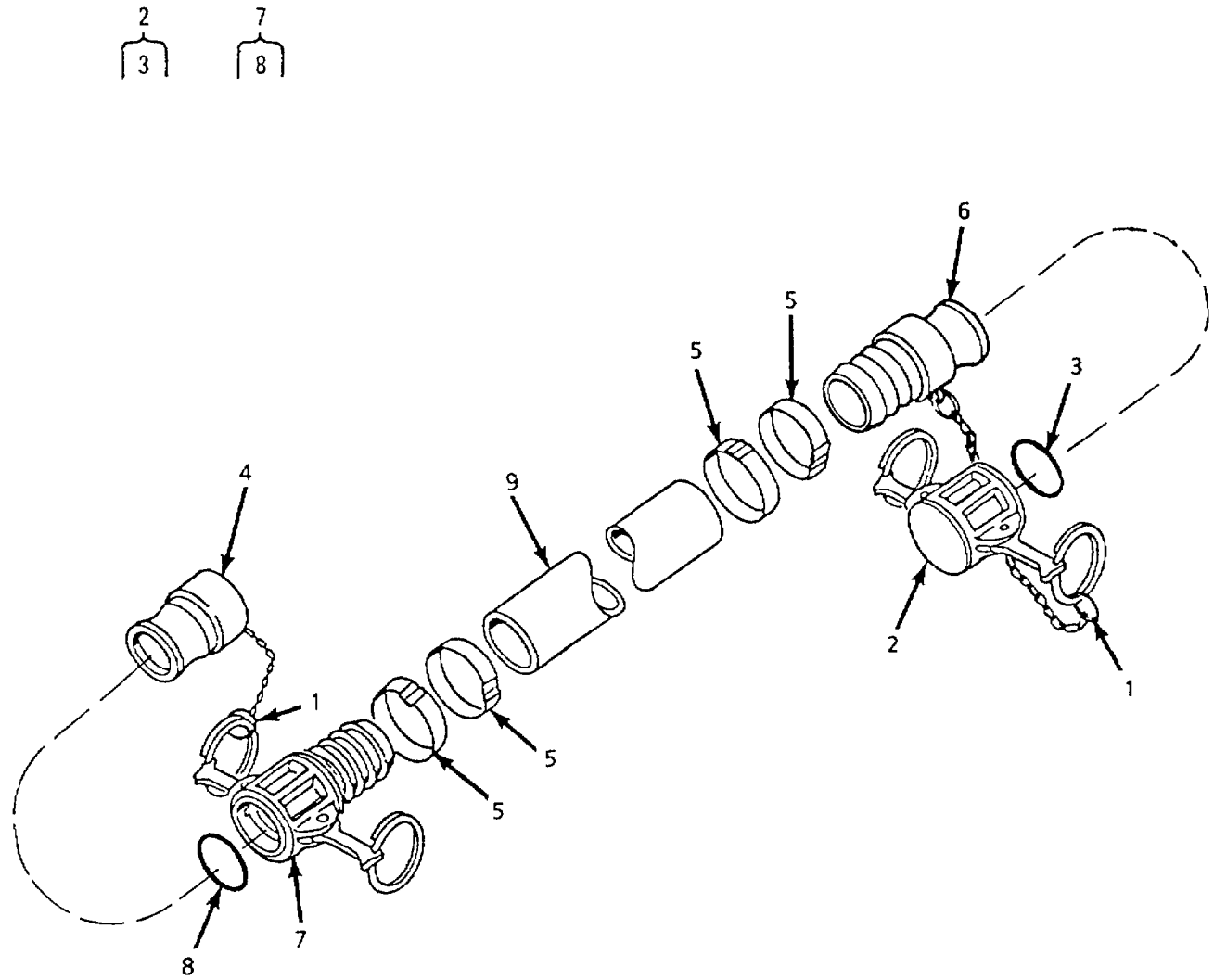


Figure 16. Discharge Hose, 2-inch x 20 ft

SECTION II

TM 10-4610-234-23P

(1) ITEM NO	(2) SMR CODE	(3) NSN	(4) CAGEC	(5) PART NUMBER	(6) DESCRIPTION AND USABLE ON CODES (UOC)	(7) QTY
					GROUP 02	
					HOSE NOZZLE CONNECTION KIT	
					FIG. 16	
					DISCHARGE HOSE, 2 INCH X 20 FT.	
1	PAOZZ	5325009265411	81718	H01434M	..RING, RETAINING	2
2	PAOOZ	4730006499100	96906	MS27028 - 11	..CAP, QUICK DISCONNEC	1
3	PAOZZ	5330006122414	96906	MS27030 - 6	...GASKET.....	1
4	PAOZZ	4730009155127	96906	MS27029 - 11	..PLUG, QUICK DISCONNE.....	1
5	PAOZZ	4730013871304	70847	J230	..CLAMP, HOSE.....	4
6	PAOZZ	4730009387996	96906	MS27021 - 11	..COUPLING HALF, QUICK	1
7	PAOOZ	4730003600943	96906	MS27025 - 11	..COUPLING HALF, QUICK	1
8	PAOZZ	5330006122414	96906	MS27030 - 6	...GASKET.....	1
9	XDOZZ		90598	25006 - 2	..HOSE, RUBBER, DISCH POTABLE WATER	1
					ONLY	

END OF FIGURE

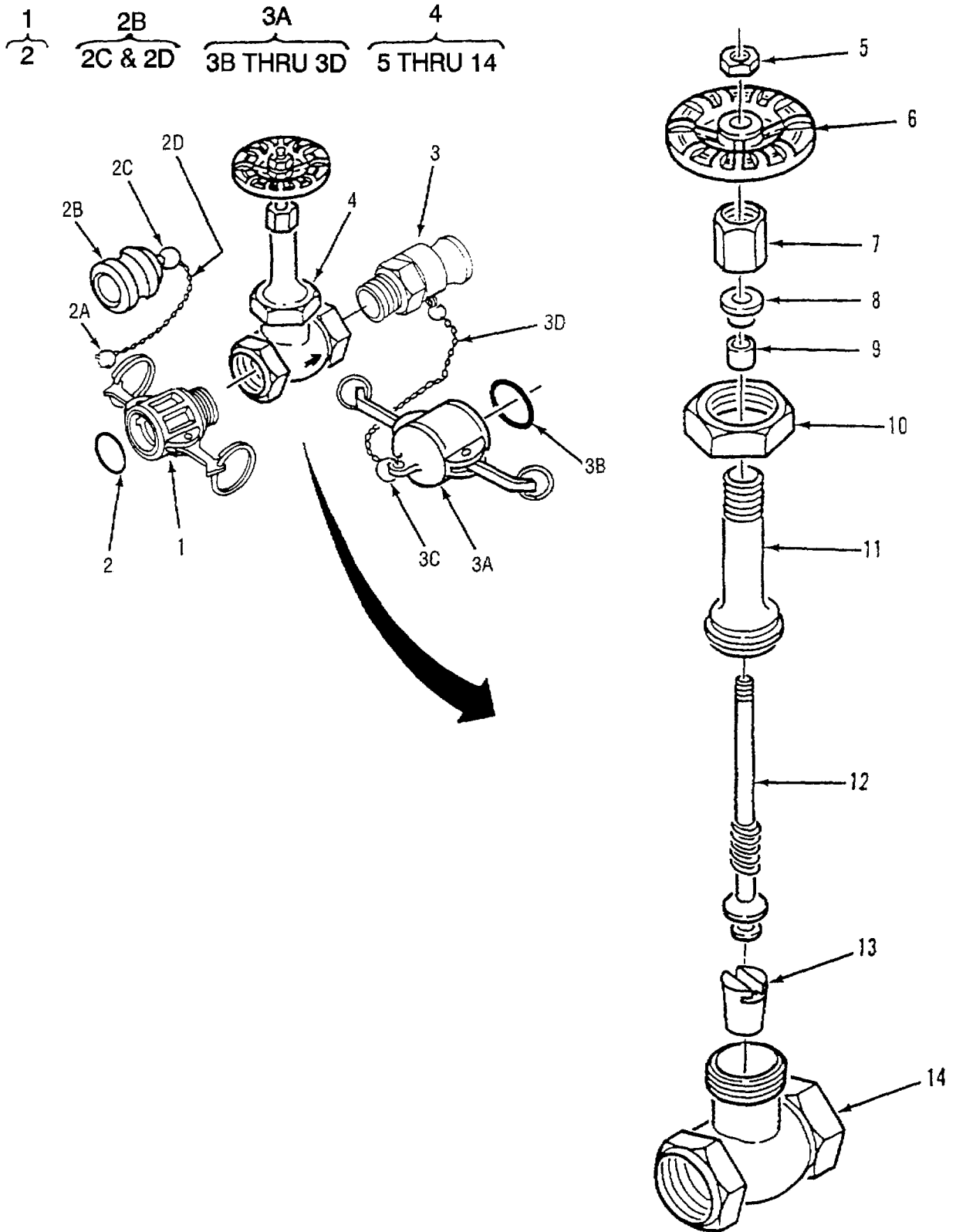


Figure 17. Gate Valve, 2 Inch

SECTION II

TM 10-4610-234-23P

(1) ITEM NO	(2) SMR CODE	(3) NSN	(4) CAGEC	(5) PART NUMBER	(6) DESCRIPTION AND USABLE ON CODES (UOC)	(7) QTY
					GROUP 02	
					HOSE NOZZLE CONNECTION KIT	
					FIG. 17	
					GATE VALVE, 2 INCH	
1	PAOOZ	4730000889285	96906	MS27026-11	..COUPLING HALF, QUICK	1
					UOC : ESC, FKH	
2	PAOZZ	5330006122414	96906	MS27030-6	...GASKET.....	1
					UOC : ESC, FKH	
2A	PAOZZ	5325009265411	81718	H01434M	...RING, RETAINING.....	2
					UOC : FKH	
2B	PAOZZ	4730009155127	96906	MS27029-11	...PLUG, QUICK DISCONN.....	1
					UOC : FKH	
2C	PAOZZ	5325009265411	81718	H01434M	...RING, RETAINING.....	1
					UOC : FKH	
2D	MOOZZ		19099	RR-C-271 - A	...CHAIN, SASH MAKE FROM BULK P/N:.....	1
					RR-C-271, TYPE II, CLASS 3, LINK	
					SIZE 35, BRONZE. CUT TO 19 LINKS.....	
					UOC : FKH	
3	PAOZZ	4730009387997	96906	MS27022 - 11	..COUPLING HALF, QUICK	1
					UOC : ESC, FKH	
3A	PAOZZ	4730006499100	96906	MS27028 - 11	...CAP, QUICK DISCONN.....	1
					UOC : FKH	
3B	PCOZZ	5330006122414	96906	MS27030 - 6	...GASKET.....	1
					UOC : FKH	
3C	PAOZZ	5325009265411	81718	H01434M	...RING, RETAINING	1
					UOC : FKH	
3D	MOOZZ		19099	RR-C-271 - A	...CHAIN, SASH MAKE FROM BULK P/N:.....	1
					RR-C-271, TYPE II, CLASS 3, LINK	
					SIZE 35, BRONZE. CUT TO 19 LINKS.....	
					UOC : FKH	
04	PAOZO	4820013778185	76364	GATE 1151	..VALVE, GATE	1
					UOC : ESC, FKH	
05	XAOZZ	5310013831655	76364	3116 - K - 210	...NUT, PLAIN, HEXAGON	1
					UOC : ESC, FKH	
06	XAOZZ	5340013815171	76364	7633 - G1 - 480	...HANDWHEEL	1
					UOC : ESC, FKH	
07	XAOZZ		76364	282 - H - 210	...NUT, PACKING.....	1
					UOC : ESC, FKH	
08	XAOZZ		76364	3639 - J - 220	...GLAND	1
					UOC : ESC, FKH	
09	XAOZZ		76364	65103 - J - 992	...PACKING.....	1
					UOC : ESC, FKH	
10	XAOZZ		76364	3205 - J - 150	...NUT, UNION BONNET.....	1
					UOC : ESC, FKH	
11	XAOZZ		76364	2328 - J - 150	...BONNET.....	1
					UOC : ESC, FKH	
12	XAOZZ		76364	26148 - J - 155	...STEM	1
					UOC : ESC, FKH	
13	XAOZZ		76364	4310 - J - 150	...DISC, WEDGE.....	1
					UOC : ESC, FKH	
14	XAOZZ		76364	201 - 4 - J - 150	...BODY	1

SECTION II

TM 10-4610-234-23P

(1) ITEM NO	(2) SMR CODE	(3) NSN	(4) CAGEC	(5) PART NUMBER	(6) DESCRIPTION AND USABLE ON CODES (UOC)	(7) QTY
-------------------	--------------------	------------	--------------	-----------------------	--	------------

UOC : ESC, FKH

END OF FIGURE

$\frac{1}{2}$ $\frac{5}{6}$ $\frac{7}{8}$ THRU 17

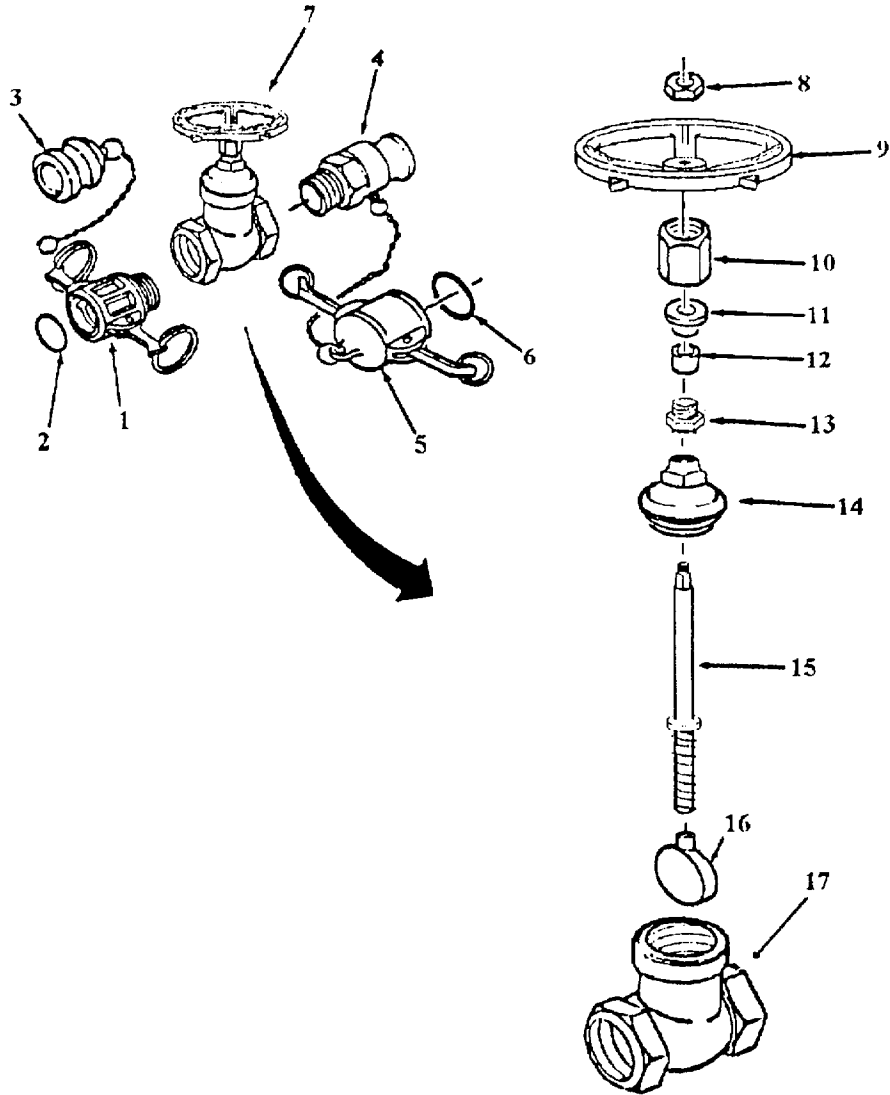


Figure 17A. Gate Valve, 2-inch

SECTION II

TM 10-4610-234-23P

(1) ITEM NO	(2) SMR CODE	(3) NSN	(4) CAGEC	(5) PART NUMBER	(6) DESCRIPTION AND USABLE ON CODES (UOC)	(7) QTY
					GROUP 02	
					HOSE NOZZLE CONNECTION KIT	
					FIG. 17A	
					GATE VALVE, 2 INCH	
1	PAOZZ	4730000889285	96906	MS27026 - 11	..COUPLING HALF, QUICK UOC : FLU	1
2	PAOZZ	5330006122414	96906	MS27030 - 6	...GASKET..... UOC : FLU	1
3	PAOZZ	4730009155127	96906	MS27029 - 11	..PLUG, QUICK DISCONNE..... UOC : FLU	1
4	PAOZZ	4730009387997	96906	MS27022 - 11	..COUPLING HALF, QUICK UOC : FLU	1
5	PAOZZ	4730006499100	96906	MS27028 - 11	..CAP, QUICK DISCONNEC..... UOC : FLU	1
6	PAOZZ	5330006122414	96906	MS27030 - 6	...GASKET..... UOC : FLU	1
7	PAOOO	4820013778185	76364	GATE 1151	..VALVE, GATE UOC : FLU	1
8	XDOZZ		76364	3116 - H	...NUT, HANDWHEEL..... UOC : FLU	1
9	XDOZZ		76364	76375 - 408	...HANDWHEEL..... UOC : FLU	1
10	XDOZZ		76364	2884 - J	...NUT, PACKING GLAND..... UOC : FLU	1
11	XDOZZ		76364	3639 - J	...GLAND, PACKING UOC : FLU	1
12	XDOZZ		76364	65103 - J	...PACKING UOC : FLU	1
13	XDOZZ		76364	65103 -	...PACKING GLAND FOLLO..... UOC : FLU	1
14	XDOZZ		76364	2341 - J	...BONNET UOC : FLU	1
15	XDOZZ		76364	26243 - J	...STEM UOC : FLU	1
16	XDOZZ		76364	439 - J	...DISC..... UOC : FLU	1
17	XDOZZ		76364	201 - 43 - J	...BODY UOC : FLU	1

END OF FIGURE

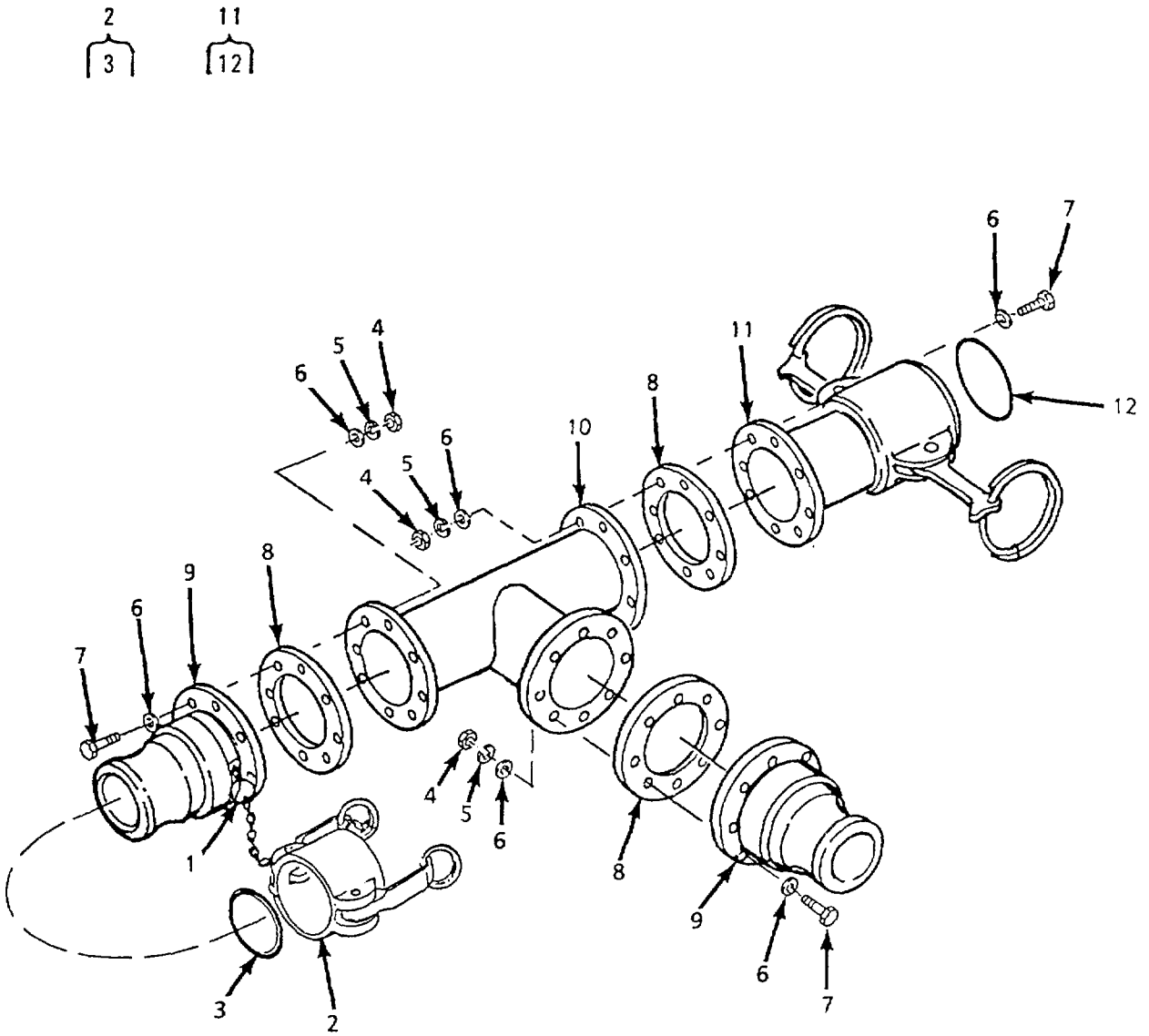


Figure 18. Tee Assembly (MxFxM)

SECTION II

TM 10-4610-234-23P

(1) ITEM NO	(2) SMR CODE	(3) NSN	(4) CAGEC	(5) PART NUMBER	(6) DESCRIPTION AND USABLE ON CODES (UOC)	(7) QTY
					GROUP 02 HOSE NOZZLE CONNECTION KIT	
					FIG. 18 TEE ASSEMBLY (MxFxM)	
1	PAOZZ	5325009265411	81718	H01434M	..RING, RETAINING	1
2	PAOOZ	4730006406156	96906	MS27028 - 17	..CAP, QUICK DISCONNEC	1
3	PAOZZ	5330008994509	96906	MS27030 - 9	...GASKET.....	1
4	PAOZZ	5310007320558	96906	MS51967 - 8	..NUT, PLAIN, HEXAGON.....	24
5	PAOZZ	5310006379541	96906	MS35338 - 46	..WASHER, LOCK	24
6	PAOZZ	5310000806004	96906	MS27183 - 14	..WASHER, FLAT	48
7	PAOZZ	5305008213869	80204	B1821BH038C175N	..SCREW, CAP, HEXAGON H.....	24
8	PAOZZ	5330011411864	97403	13220E1069 - 1	..GASKET.....	3
9	PAOZZ	4730008405347	96906	MS27023 - 17	..COUPLING HALF, QUICK	2
10	XDOZZ	4730008405346	97403	13216E8243	..TEE, FLANGE	1
11	PAOZZ	4730008405348	96906	MS27027 - 17	..COUPLING HALF, QUICK	1
12	PAOZZ	5330008994509	96906	MS27030 - 9	...GASKET.....	1

END OF FIGURE

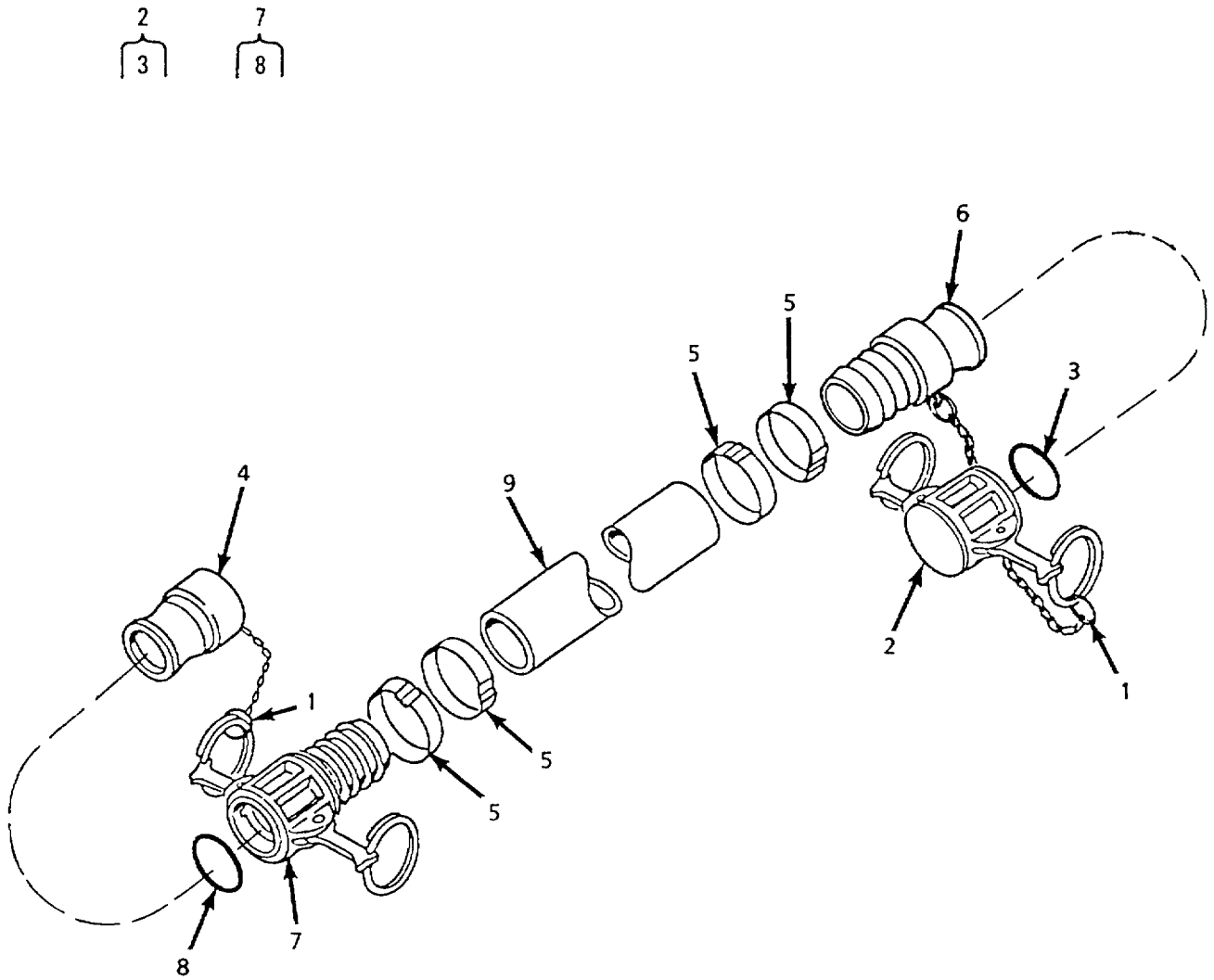


Figure 19. Discharge Hose, 4-inch x 20 ft

SECTION II

TM 10-4610-234-23P

(1)	(2)	(3)	(4)	(5)	(6)	(7)
ITEM	SMR			PART		
NO	CODE	NSN	CAGEC	NUMBER	DESCRIPTION AND USABLE ON CODES (UOC)	QTY

GROUP 02 HOSE NOZZLE CONNECTION KIT

FIG. 19 DISCHARGE HOSE, 4 INCH X
20 FT.

1	PAOZZ	5325009265411	81718	H01434M	.. RING, RETAINING	2
2	PAOOZ	4730006406156	96906	MS27028-17	.. CAP, QUICK DISCONNEC	1
3	PAOZZ	5330008994509	96906	MS27030-9	.. GASKET	1
4	PAOZZ	4730006406188	96906	M527029-17	.. PLUG, QUICK DISCONN	1
5	PAOZZ	4730000782519	70847	J215	.. CLAMP, HOSE	4
6	PAOZZ	4730006497388	96906	MS27021-17	.. COUPLING HALF, QUICK	1
7	PAOZZ	4730012359769	96906	MS27025-17	.. COUPLING HALF, QUICK	1
8	PAOZZ	5330008994509	96906	MS27030-9	... GASKET	1
9	XDOZZ		90598	25006-4	.. HOSE, RUBBER, DISCH 4-INCH NOM..... SIZE, 20 FT. LONG.....	1

END OF FIGURE

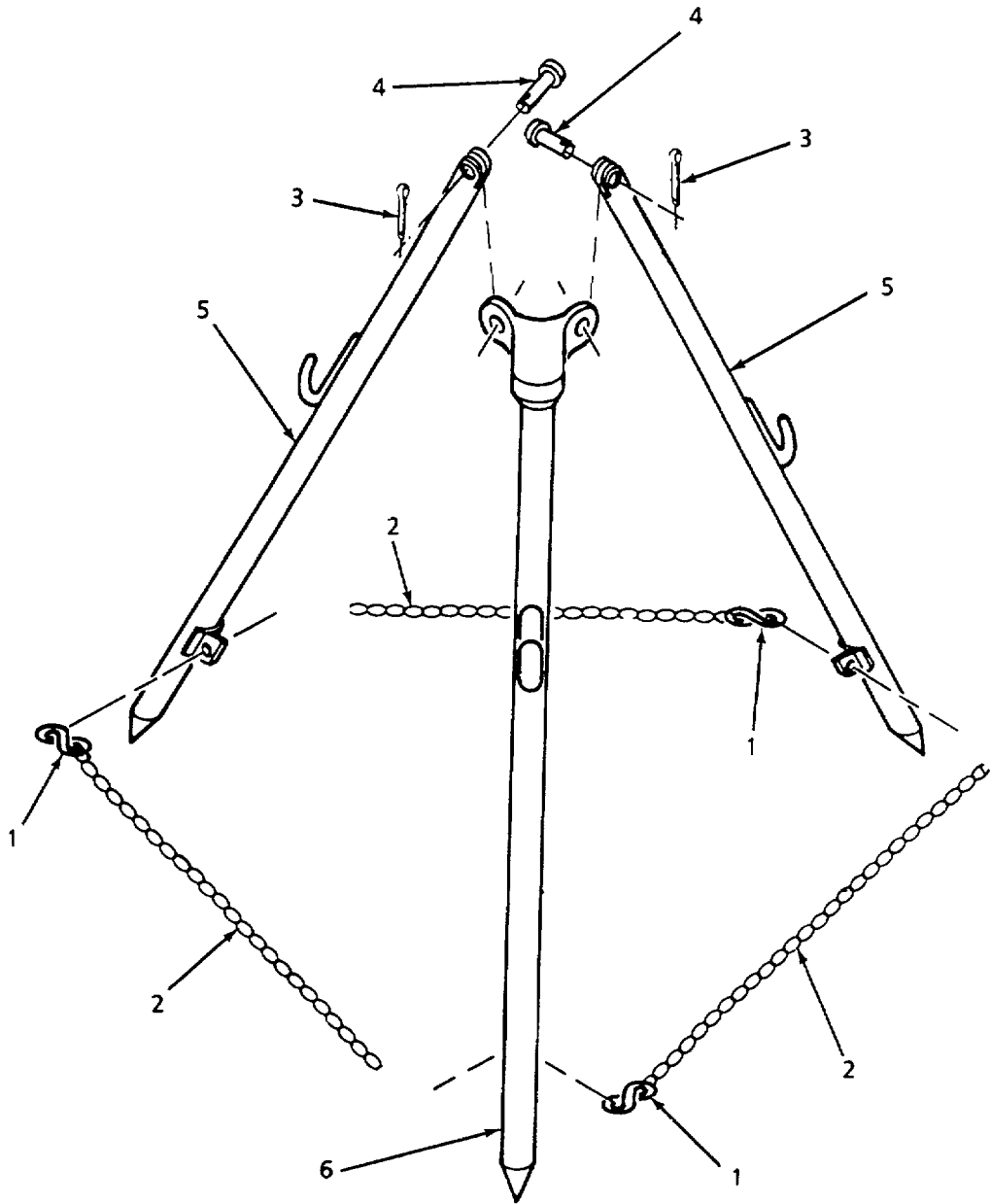


Figure 20. Nozzle Stand Assembly

SECTION II

TM 10-4610-234-23P

(1) ITEM NO	(2) SMR CODE	(3) NSN	(4) CAGEC	(5) PART NUMBER	(6) DESCRIPTION AND USABLE ON CODES (UOC) GROUP 02	(7) QTY
					HOSE NOZZLE CONNECTION KIT	
					FIG. 20 NOZZLE STAND ASSEMBLY	
1	PAOZZ	4030009487315	96906	MS87006-33	.. HOOK, CHAIN, S	3
2	PAOZZ	4010012800069	39428	3607T57	.. CHAIN, WELDLESS	3
3	PAOZZ	5315008395820	96906	MS24665-134	.. PIN, COTTER	2
4	PAOZZ	5315008121236	96906	MS20392-3C35	.. PIN, STRAIGHT, HEADED	2
5	XBOZZ		97403	13225E9146	.. LEG, CLEVIS	2
6	XBOZZ		97403	13225E9145	.. LEG, PIVOT	1

END OF FIGURE

3
4

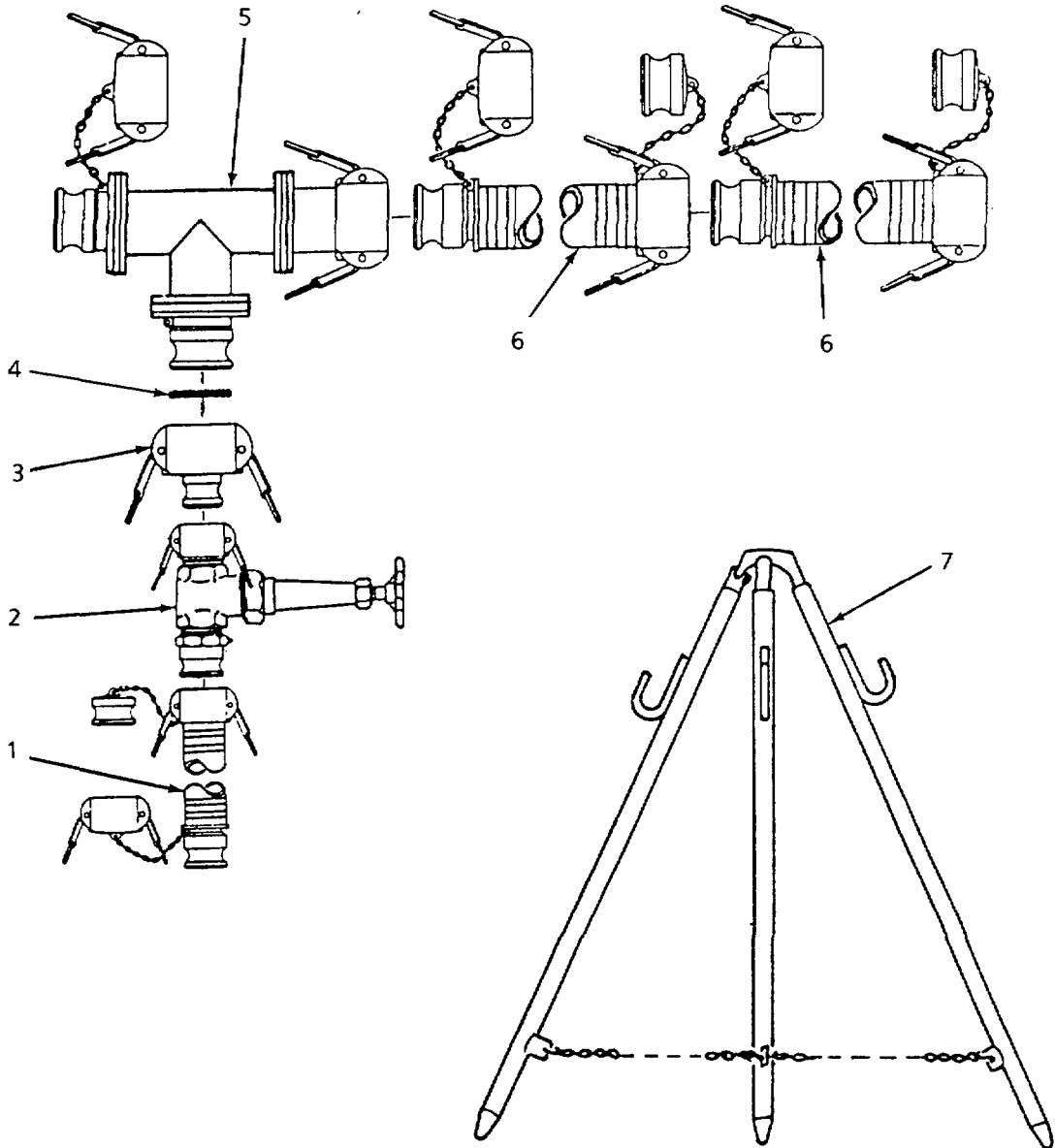


Figure 21. Hose Connection Kit, 2-inch

SECTION II

TM 10-4610-234-23P

(1) ITEM NO	(2) SMR CODE	(3) NSN	(4) CAGEC	(5) PART NUMBER	(6) DESCRIPTION AND USABLE ON CODES (UOC)	(7) QTY
					GROUP 03 HOSE CONNECTION KIT, 2 INCH	
					FIG. 21 HOSE CONNECTION KIT, 2 INCH	
1	PAOOZ	4720011388986	97403	13225E9136-2	. HOSE ASSEMBLY, NONME	1
2	AOOOO		97403	13225E9113-Y2	. VALVE ASSY, 2 INCH 2-INCH.....	1
3	PAOZZ	4730010640560	96906	MS49000-17	. REDUCER, QUICK DISCO	1
4	PAOZZ	5330008994509	96906	MS27030-9	. . GASKET	1
5	AOOOO		97403	13225E9117-Y1	. TEE ASSY, 4 INCH 4 INCH	1
6	PAOOZ	4720011406288	97403	13225E9136-4	. HOSE ASSEMBLY, NONME	2
7	PAOOO	4930011207426	97403	13225E9140	. STAND ASSEMBLY, DIST	1

END OF FIGURE

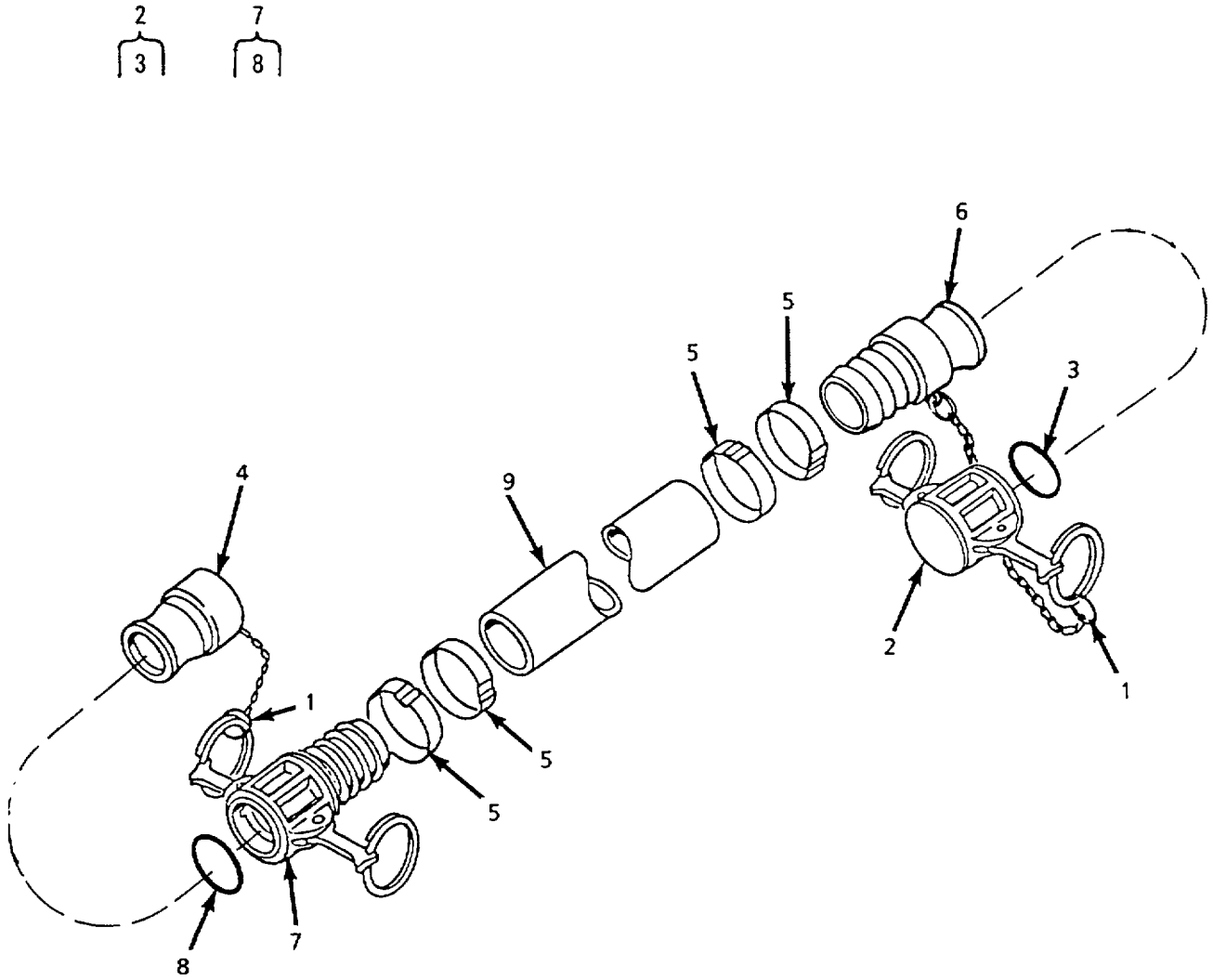


Figure 22. Discharge Hose, 2-inch x 20 ft

SECTION II

TM 10-4610-234-23P

(1) ITEM NO	(2) SMR CODE	(3) NSN	(4) CAGEC	(5) PART NUMBER	(6) DESCRIPTION AND USABLE ON CODES (UOC)	(7) QTY
					GROUP 03 HOSE CONNECTION KIT, 2 INCH	
					FIG. 22 DISCHARGE HOSE, 2 INCH X 20 FT.	
1	PAOZZ	5325009265411	81718	H01434M	.. RING, RETAINING	2
2	PAOOZ	4730006499100	96906	MS27028-11	.. CAP, QUICK DISCONNEC	1
3	PAOZZ	5330006122414	96906	MS27030-6	.. GASKET	1
4	PAOZZ	4730009155127	96906	MS27029-11	.. PLUG, QUICK DISCONN	1
5	PAOZZ	4730013871304	70847	J230	.. CLAMP, HOSE	4
6	PAOZZ	4730009387996	96906	MS27021-11	.. COUPLING HALF, QUICK	1
7	PAOOZ	4730003600943	96906	MS27025-11	.. COUPLING HALF, QUICK	1
8	PAOZZ	5330006122414	96906	MS27030-6	.. GASKET	1
9	XDOZZ		90598	25006-2	.. HOSE, RUBBER, DISCH	1

END OF FIGURE

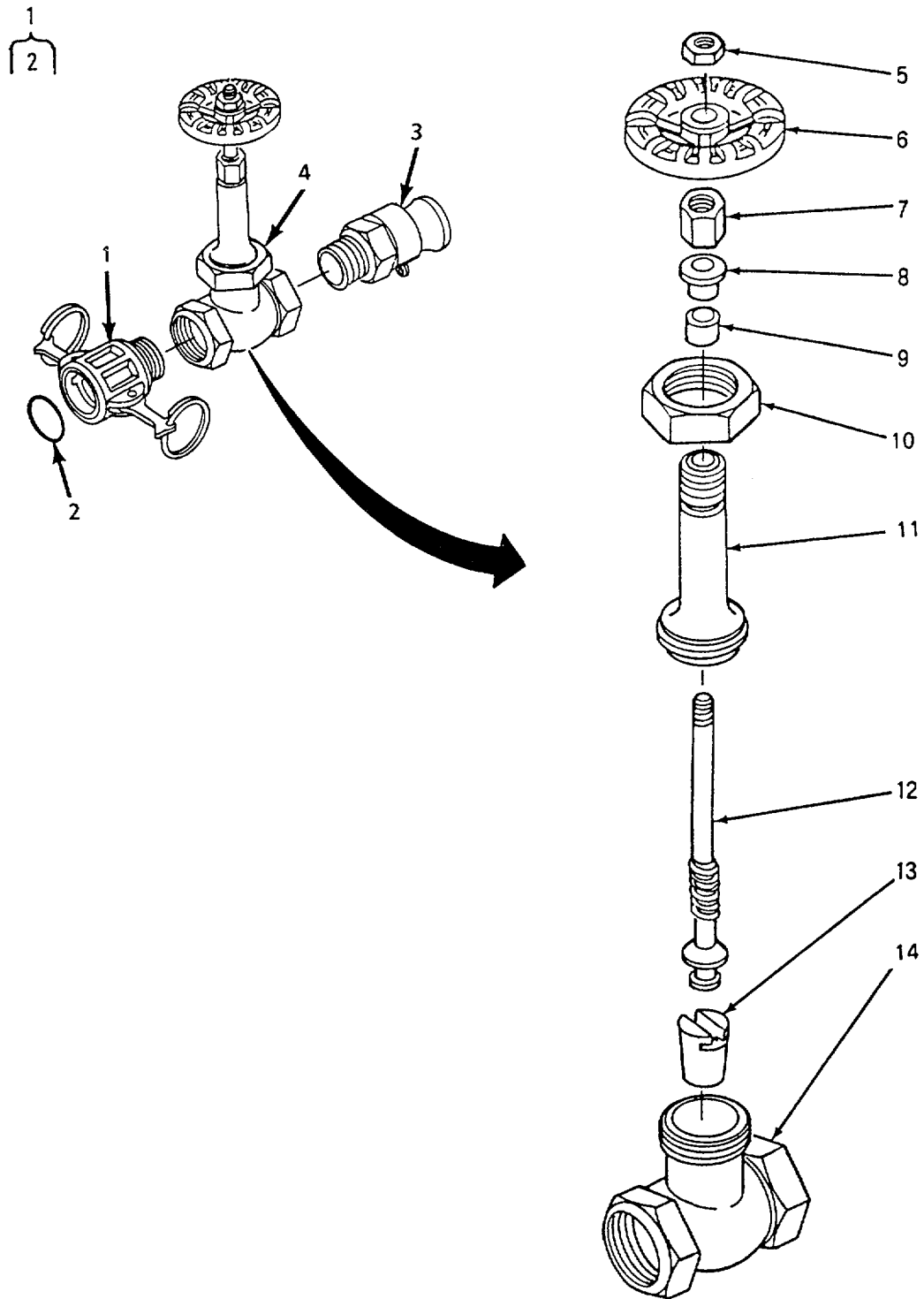


Figure 23. Gate Valve, 2-inch

SECTION II

TM 10-4610-234-23P

(1) ITEM NO	(2) SMR CODE	(3) NSN	(4) CAGEC	(5) PART NUMBER	(6) DESCRIPTION AND USABLE ON CODES (UOC)	(7) QTY
					GROUP 03 HOSE CONNECTION KIT, 2 INCH	
					FIG. 23 GATE VALVE, 2 INCH	
1	PAOOZ	4730000889285	96906	MS27026-11	.. COUPLING HALF, QUICK..... UOC: ESC, FKH	1
2	PAOZZ	5330006122414	96906	MS27030-6	... GASKET..... UOC: ESC, FKH	1
3	PAOZZ	4730009387997	96906	MS27022-11	.. COUPLING HALF, QUICK 2-INCH COUPLER..... UOC: ESC, FKH	1
4	PAOOO	4820013778185	76364	GATE 1151	.. VALVE, GATE 2-INCH..... UOC: ESC, FKH	1
5	XAOZZ	5310013831655	76364	3116-K-210	... NUT, PLAIN, HEXAGON..... UOC: ESC, FKH	1
6	XAOZZ	5340013815171	76364	7633-G1-480	... HANDWHEEL..... UOC: ESC, FKH	1
7	XAOZZ		76364	282-H-210	... NUT, PACKING..... UOC: ESC, FKH	1
8	XAOZZ		76364	3639-J-220	... GLAND..... UOC: ESC, FKH	1
9	XAOZZ		76364	65103-J-992	... PACKING..... UOC: ESC, FKH	1
10	XAOZZ		76364	3205-J-150	... NUT, UNION BONNET..... UOC: ESC, FKH	1
11	XAOZZ		76364	2328-J-150	... BONNET..... UOC: ESC, FKH	1
12	XAOZZ		76364	26148-J-155	... STEM..... UOC: ESC, FKH	1
13	XAOZZ		76364	4310-J-150	... DISC, WEDGE..... UOC: ESC, FKH	1
14	XAOZZ		76364	201-4-J-150	... BODY..... UOC: ESC, FKH	1

END OF FIGURE

$\frac{1}{2}$ $\frac{5}{6}$ $\frac{7}{8 \text{ THRU } 17}$

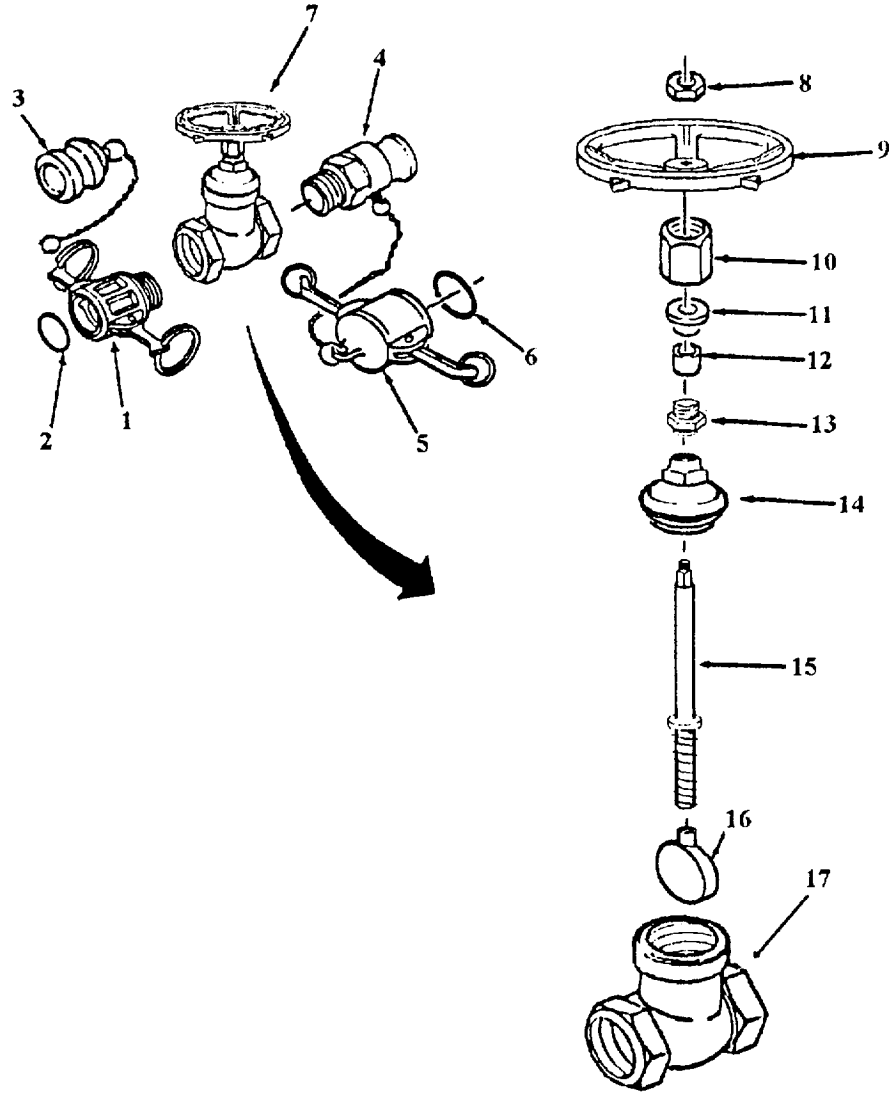


Figure 23A. Gate Valve, 2-inch

SECTION II

TM 10-4610-234-23P

(1) ITEM NO	(2) SMR CODE	(3) NSN	(4) CAGEC	(5) PART NUMBER	(6) DESCRIPTION AND USABLE ON CODES (UOC)	(7) QTY
					GROUP 03 HOSE CONNECTION KIT, 2 INCH	
					FIG. 23A GATE VALVE, 2 INCH	
1	PAOZZ	4730000889285	96906	MS27026-11	. . . COUPLING HALF, QUICK UOC: FLU	1
2	PAOZZ	5330006122414	96906	MS27030-6	. . . GASKET UOC: FLU	1
3	PAOZZ	4730009155127	96906	MS27029-11	. . . PLUG, QUICK DISCONNE UOC: FLU	1
4	PAOZZ	4730009387997	96906	MS27022-11	. . . COUPLING HALF, QUICK UOC: FLU	1
5	PAOZZ	4730006499100	96906	MS27028-11	. . . CAP, QUICK DISCONNEC..... UOC: FLU	1
6	PAOZZ	5330006122414	96906	MS27030-6	. . . GASKET UOC: FLU	1
7	PAOOO	4820013778185	76364	GATE 1151	. . . VALVE, GATE UOC: FLU	1
8	XDOZZ		76364	3116-H	. . . NUT, HANDWHEEL..... UOC: FLU	1
9	XDOZZ		76364	76375-408	. . . HANDWHEEL..... UOC: FLU	1
10	XDOZZ		76364	2884-J	. . . NUT, PACKING GLAND..... UOC: FLU	1
11	XDOZZ		76364	3639-J	. . . GLAND, PACKING UOC: FLU	1
12	XDOZZ		76364	65103-J	. . . PACKING..... UOC: FLU	1
13	XDOZZ		76364	65103-J	. . . PACKING GLAND FOLLO UOC: FLU	1
14	XDOZZ		76364	2341-J	. . . BONNET..... UOC: FLU	1
15	XDOZZ		76364	26243-J	. . . STEM UOC: FLU	1
16	XDOZZ		76364	439-J	. . . DISC..... UOC: FLU	1
17	XDOZZ		76364	201-43-J	. . . BODY UOC: FLU	1

END OF FIGURE

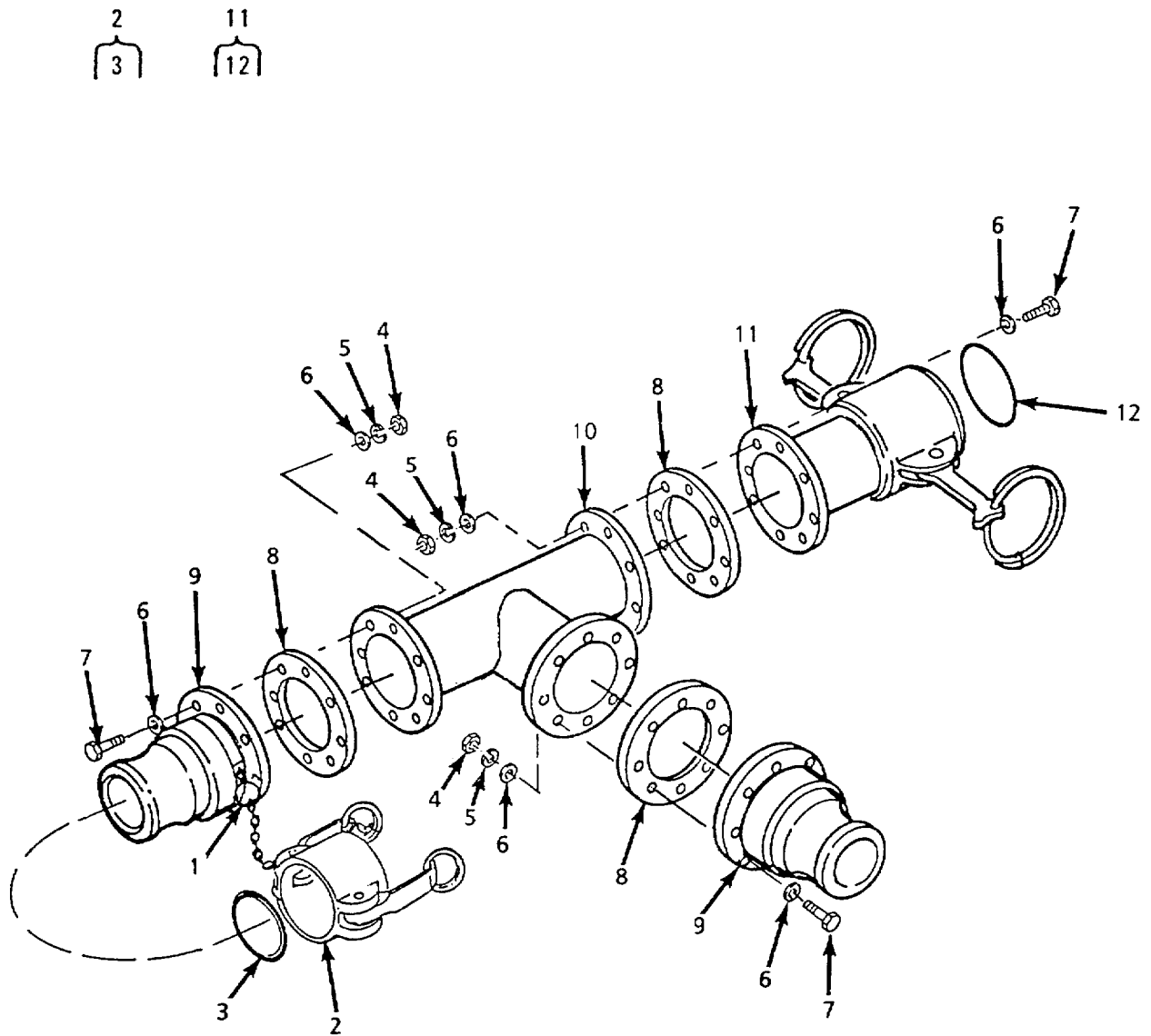


Figure 24. Tee Assembly, 4-inch (MxFxM)

SECTION II

TM 10-4610-234-23P

(1) ITEM NO	(2) SMR CODE	(3) NSN	(4) CAGEC	(5) PART NUMBER	(6) DESCRIPTION AND USABLE ON CODES (UOC)	(7) QTY
					GROUP 03 HOSE CONNECTION KIT, 2 INCH	
					FIG. 24 TEE ASSEMBLY, 4 INCH (MXFXM)	
1	PAOZZ	5325009265411	81718	H01434M	.. RING, RETAINING	1
2	PAOOZ	4730006406156	96906	MS27028-17	.. CAP, QUICK DISCONNEC	1
3	PAOZZ	5330008994509	96906	MS27030-9	.. GASKET	1
4	PAOZZ	5310007320558	96906	MS51967-8	.. NUT, PLAIN, HEXAGON	24
5	PAOZZ	5310006379541	96906	MS35338-46	.. WASHER, LOCK	24
6	PAOZZ	5310000806004	96906	MS27183-14	.. WASHER, FLAT	48
7	PAOZZ	5305008213869	80204	B1821BH038C175N	.. SCREW, CAP, HEXAGON H	24
8	PAOZZ	5330011411864	97403	13220E1069-1	.. GASKET	3
9	PAOZZ	4730008405347	96906	MS27023-17	.. COUPLING HALF, QUICK	2
10	XDOZZ	4730008405346	97403	13216E8243	.. TEE, FLANGE	1
11	PAOZZ	4730008405348	96906	MS27027-17	.. COUPLING HALF, QUICK	1
12	PAOZZ	5330008994509	96906	MS27030-9	.. GASKET	1

END OF FIGURE

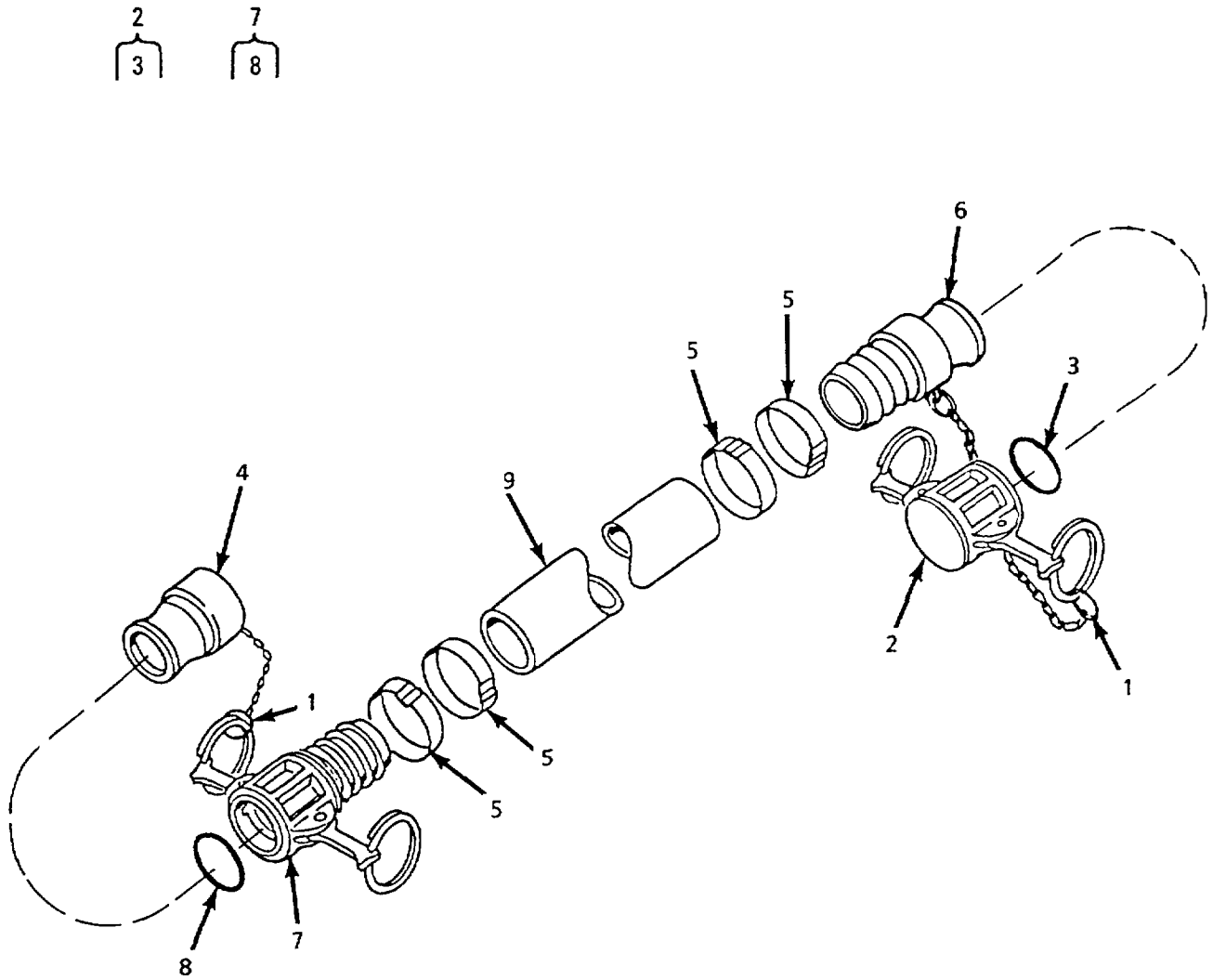


Figure 25. Discharge Hose, 4-inch x 20 ft

SECTION II

TM 10-4610-234-23P

(1) ITEM NO	(2) SMR CODE	(3) NSN	(4) CAGEC	(5) PART NUMBER	(6) DESCRIPTION AND USABLE ON CODES (UOC)	(7) QTY
					GROUP 03 HOSE CONNECTION KIT, 2 INCH	
					FIG. 25 DISCHARGE HOSE, 4 INCH X 20 FT.	
1	PAOZZ	5325009265411	81718	H01434M	. . RING, RETAINING	2
2	PAOOZ	4730006406156	96906	MS27028-17	. . CAP, QUICK DISCONNEC	1
3	PAOZZ	5330008994509	96906	MS27030-9	. . . GASKET	1
4	PAOZZ	4730006406188	96906	MS27029-17	. . PLUG, QUICK DISCONN	1
5	PAOZZ	4730000782519	70847	J215	. . CLAMP, HOSE	4
6	PAOZZ	4730006497388	96906	MS27021-17	. . COUPLING HALF, QUICK	1
7	PAOZZ	4730012359769	96906	MS27025-17	. . COUPLING HALF, QUICK	1
8	PAOZZ	5330008994509	96906	MS27030-9	. . . GASKET	1
9	XDOZZ		90598	25006-4	. . HOSE, RUBBER, DISCH 4-INCH NOM..... SIZE, 20 FT. LONG	1

END OF FIGURE

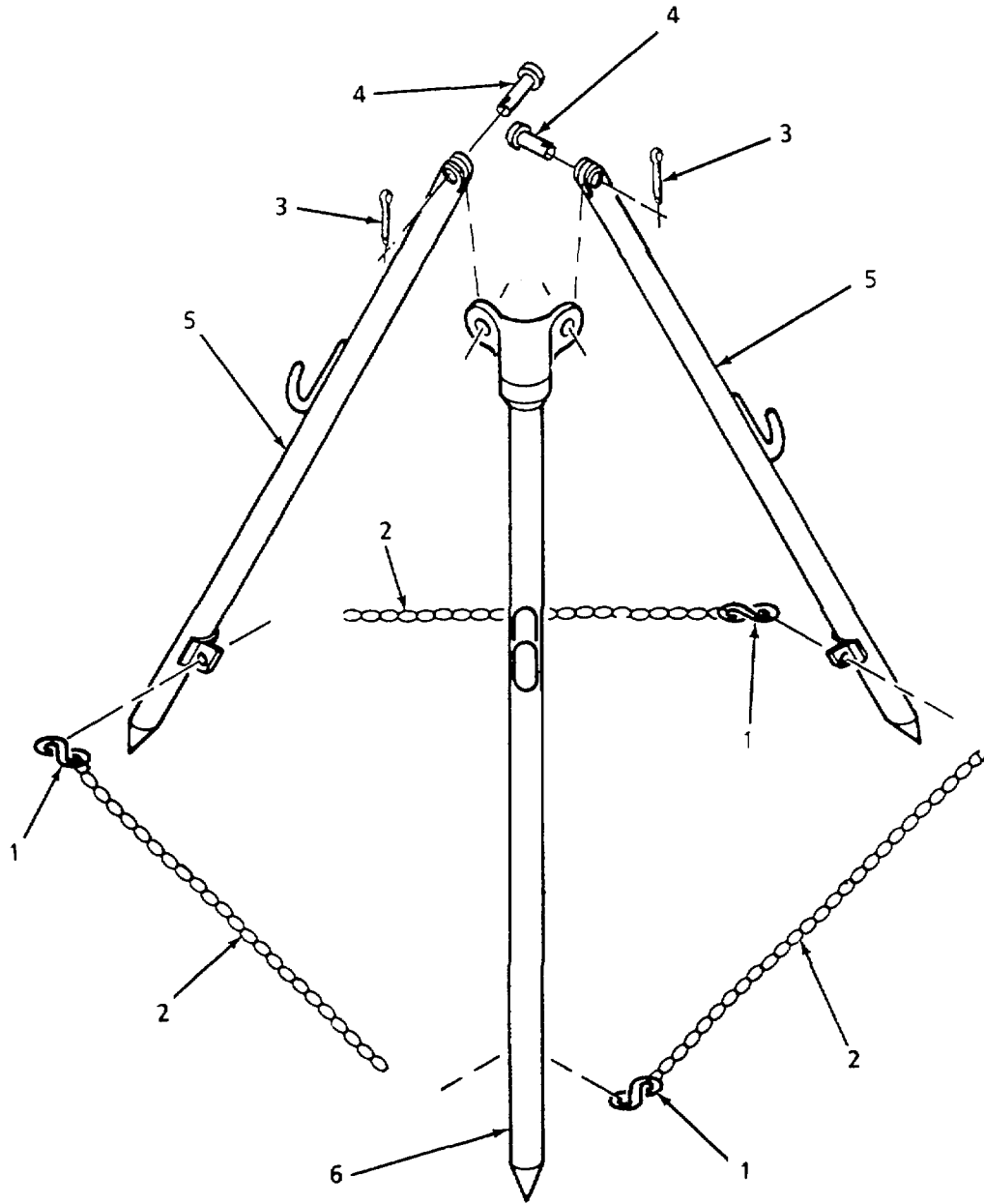


Figure 26. Nozzle Stand Assembly

SECTION II

TM 10-4610-234-23P

(1) ITEM NO	(2) SMR CODE	(3) NSN	(4) CAGEC	(5) PART NUMBER	(6) DESCRIPTION AND USABLE ON CODES (UOC)	(7) QTY
					GROUP 03 HOSE CONNECTION KIT, 2 INCH	
					FIG. 26 NOZZLE STAND ASSEMBLY	
1	PAOZZ	4030009487315	96906	MS87006-33	.. HOOK, CHAIN, S	3
2	PAOZZ	4010012800069	39428	3607T57	.. CHAIN, WELDLESS	3
3	PAOZZ	5315008395820	96906	MS24665-134	.. PIN, COTTER	2
4	PAOZZ	5315008121236	96906	MS20392-3C35	.. PIN, STRAIGHT, HEADED	2
5	XBOZZ		97403	13225E9146	.. LEG, CLEVIS	2
6	XBOZZ		97403	13225E9145	.. LEG, PIVOT	1

END OF FIGURE

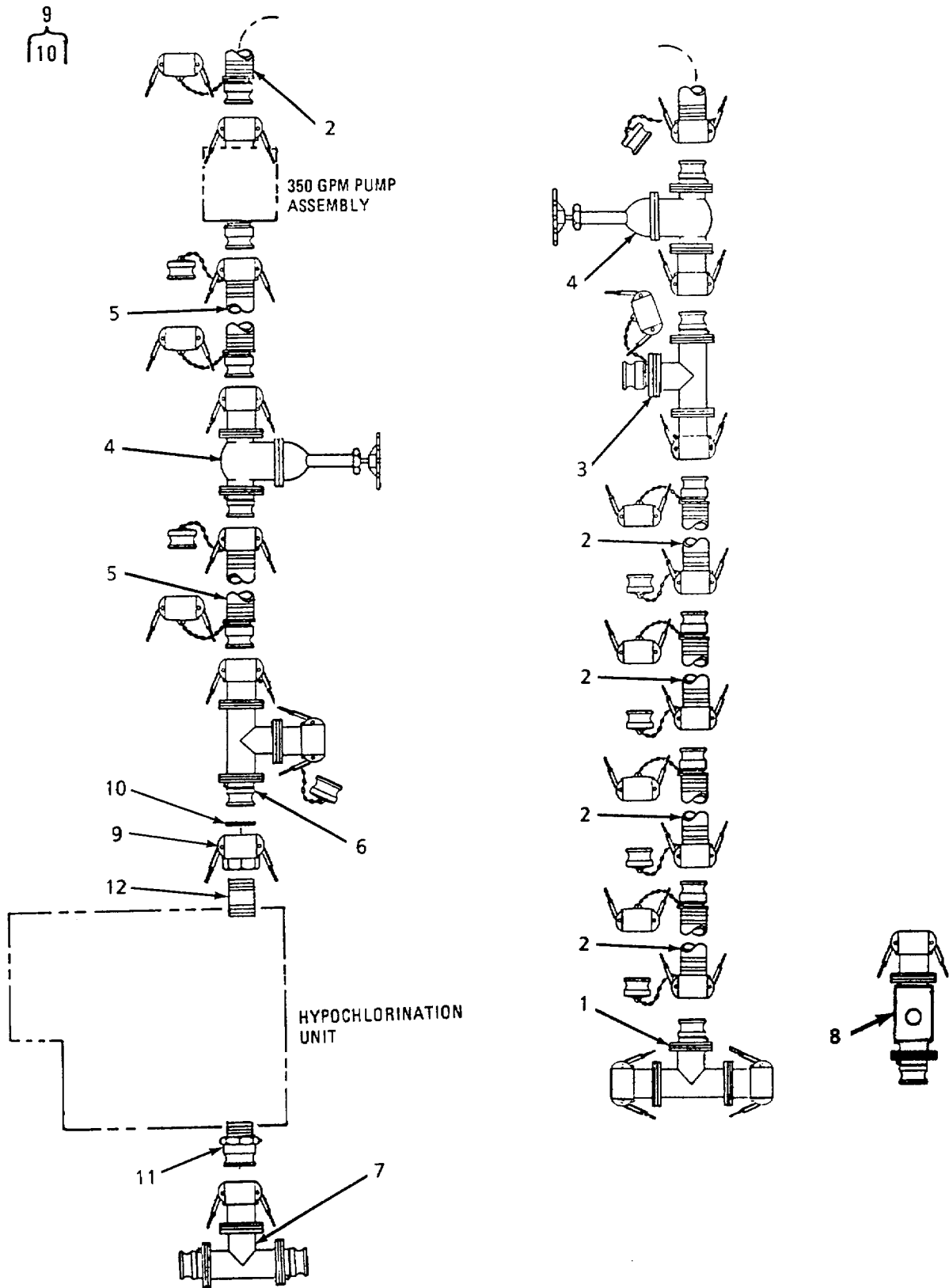


Figure 27. 350 GPM Pump Connection Kit

SECTION II

TM 10-4610-234-23P

(1) ITEM NO	(2) SMR CODE	(3) NSN	(4) CAGEC	(5) PART NUMBER	(6) DESCRIPTION AND USABLE ON CODES (UOC)	(7) QTY
					GROUP 05 350 GPM CONNECTION KIT	
					FIG. 27 350 GPM CONNECTION KIT	
1	A0000		97403	13225E9112-Y1	.TEE ASSY	1
2	PA00Z	4720011635089	97403	13225E9135-4	.HOSE ASSEMBLY, NONME	5
3	A0000		97403	13225E9112-Y2	.TEE ASSY, 4 INCH	1
4	A0000		97403	13225E9112-Y	.VALVE ASSY, GATE 4-INCH	2
5	PA00Z	4720011406288	97403	13225E9136-4	.HOSE ASSEMBLY, NONME	2
6	A0000		97403	13225E9112-Y3	.TEE ASSY 4-INCH.....	1
7	A0000		97403	13225E9112-Y4	.TEE ASSY	1
8	A0000	6680013888481	97403	13225E9177	.METER, FLOW RATE IND FOR BREAKOUT.....	1
					SEE FIG. 35 OR 35A	
9	PA0ZZ	4730000889286	96906	MS27024-17	.COUPLING HALF, QUICK	1
10	PA0ZZ	5330008994509	96906	MS27030-9	.GASKET.....	1
11	PA0ZZ	4730008400797	96906	MS27022-17	.COUPLING HALF, QUICK	1
12	PA0ZZ	4730013818550	90598	25010-5	.NIPPLE, PIPE 4-INCH NOM DIA, 6-.....	1
					INCH LONG, BRASS, EXTERNAL THREADED.	

END OF FIGURE

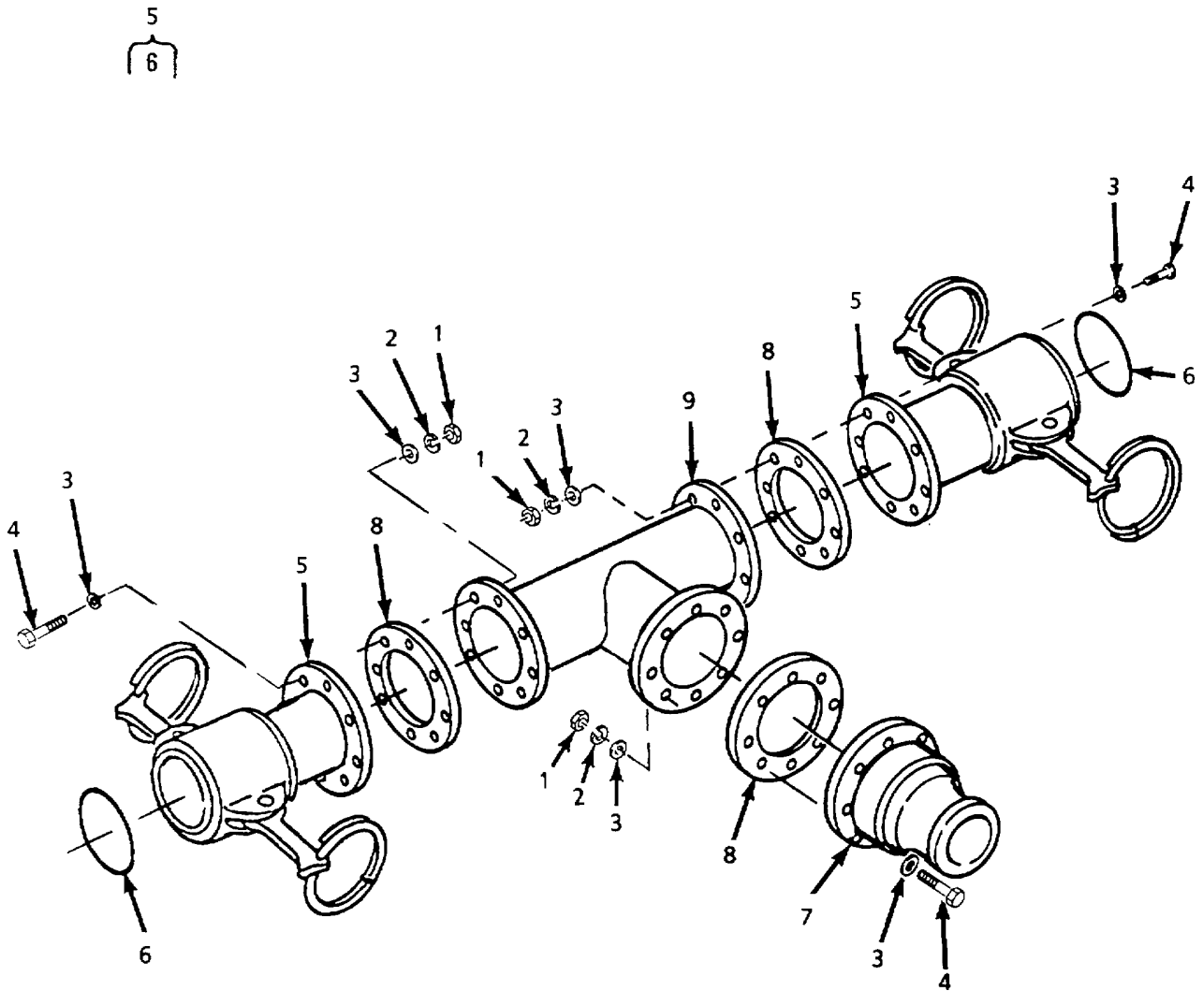


Figure 28. Tee Assemblies (FxFxM)

SECTION II

TM 10-4610-234-23P

(1) ITEM NO	(2) SMR CODE	(3) NSN	(4) CAGEC	(5) PART NUMBER	(6) DESCRIPTION AND USABLE ON CODES (UOC) GROUP 05	(7) QTY
					350 GPM CONNECTION KIT	
					FIG. 28 TEE ASSEMBLIES (FXFXM)	
1	PAOZZ	5310007320558	96906	MS51967-8	.. NUT, PLAIN, HEXAGON	24
2	PAOZZ	5310006379541	96906	M535338-46	.. WASHER, LOCK	24
3	PAOZZ	5310000806004	96906	MS27183-14	.. WASHER, FLAT	48
4	PAOZZ	5305008213869	80204	B1821BH038C175N	.. SCREW, CAP, HEXAGON H	24
5	PAOZZ	4730008405348	96906	MS27027-17	.. COUPLING HALF, QUICK	2
6	PAOZZ	5330008994509	96906	MS27030-9	.. GASKET	1
7	PAOZZ	4730008405347	96906	MS27023-17	.. COUPLING HALF, QUICK	1
8	PAOZZ	5330011411864	97403	13220E1069-1	.. GASKET	3
9	XDOZZ	4730008405346	97403	13216E8243	.. TEE, FLANGE	1

END OF FIGURE

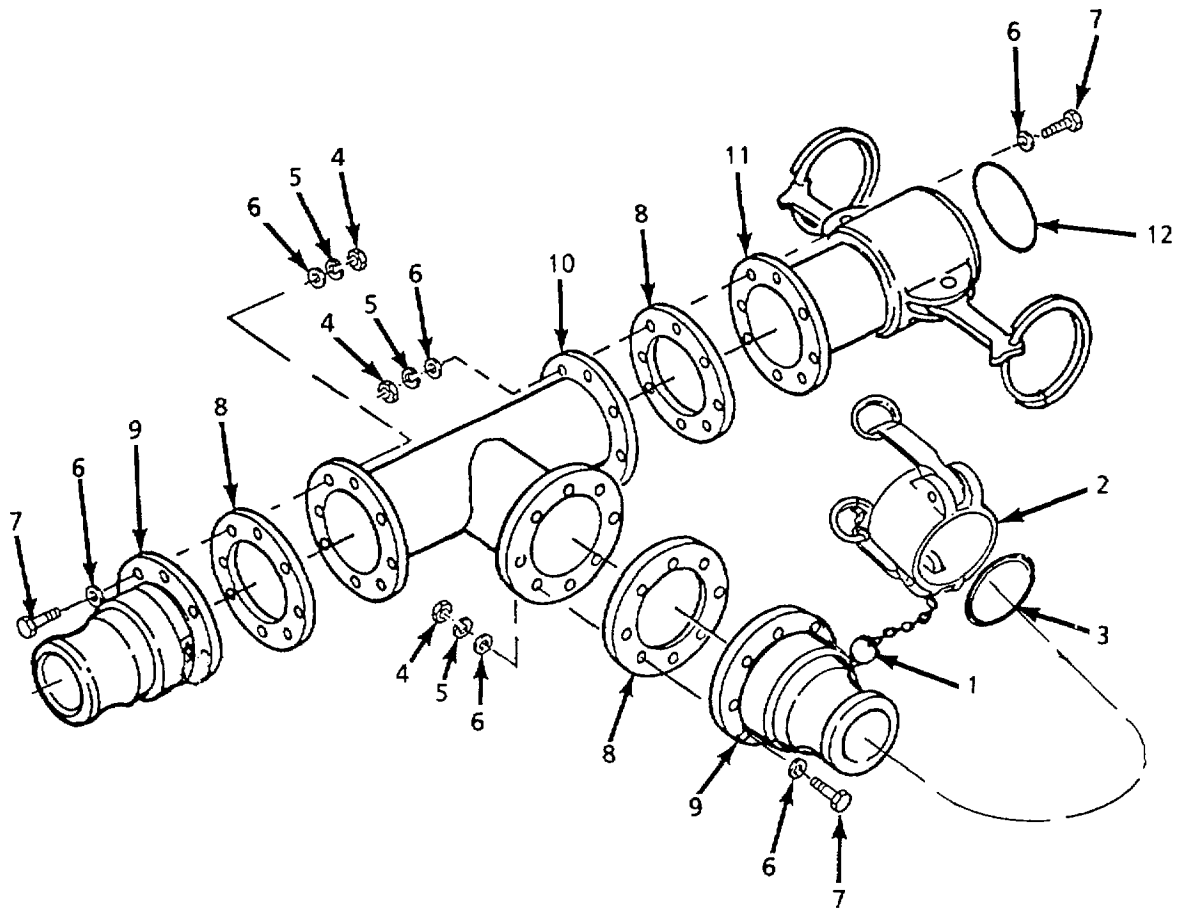
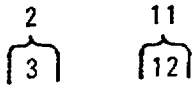


Figure 29. Tee Assemblies (MxFxM w/cap)

SECTION II

TM 10-4610-234-23P

(1) ITEM NO	(2) SMR CODE	(3) NSN	(4) CAGEC	(5) PART NUMBER	(6) DESCRIPTION AND USABLE ON CODES (UOC)	(7) QTY
					GROUP 05 350 GPM CONNECTION KIT	
					FIG. 29 TEE ASSEMBLIES (MXFXM W/CAP)	
1	PAOZZ	5325009265411	81718	H01434M	.. RING, RETAINING	1
2	PAOOZ	4730006406156	96906	M527028-17	.. CAP, QUICK DISCONNEC	1
3	PAOZZ	5330008994509	96906	MS27030-9	... GASKET	1
4	PAOZZ	5310007320558	96906	MS51967-8	.. NUT, PLAIN, HEXAGON	24
5	PAOZZ	5310006379541	96906	MS35338-46	.. WASHER, LOCK	24
6	PAOZZ	5310000806004	96906	MS27183-14	.. WASHER, FLAT	48
7	PAOZZ	5305008213869	80204	B1821BH038C175N	.. SCREW, CAP, HEXAGON H	24
8	PAOZZ	5330011411864	97403	13220E1069-1	.. GASKET	3
9	PAOZZ	4730008405347	96906	MS27023-17	.. COUPLING HALF, QUICK	2
10	XDOZZ	4730008405346	97403	13216E8243	.. TEE, FLANGE	1
11	PAOZZ	4730008405348	96906	MS27027-17	.. COUPLING HALF, QUICK	1
12	PAOZZ	5330008994509	96906	MS27030-9	... GASKET	1

END OF FIGURE

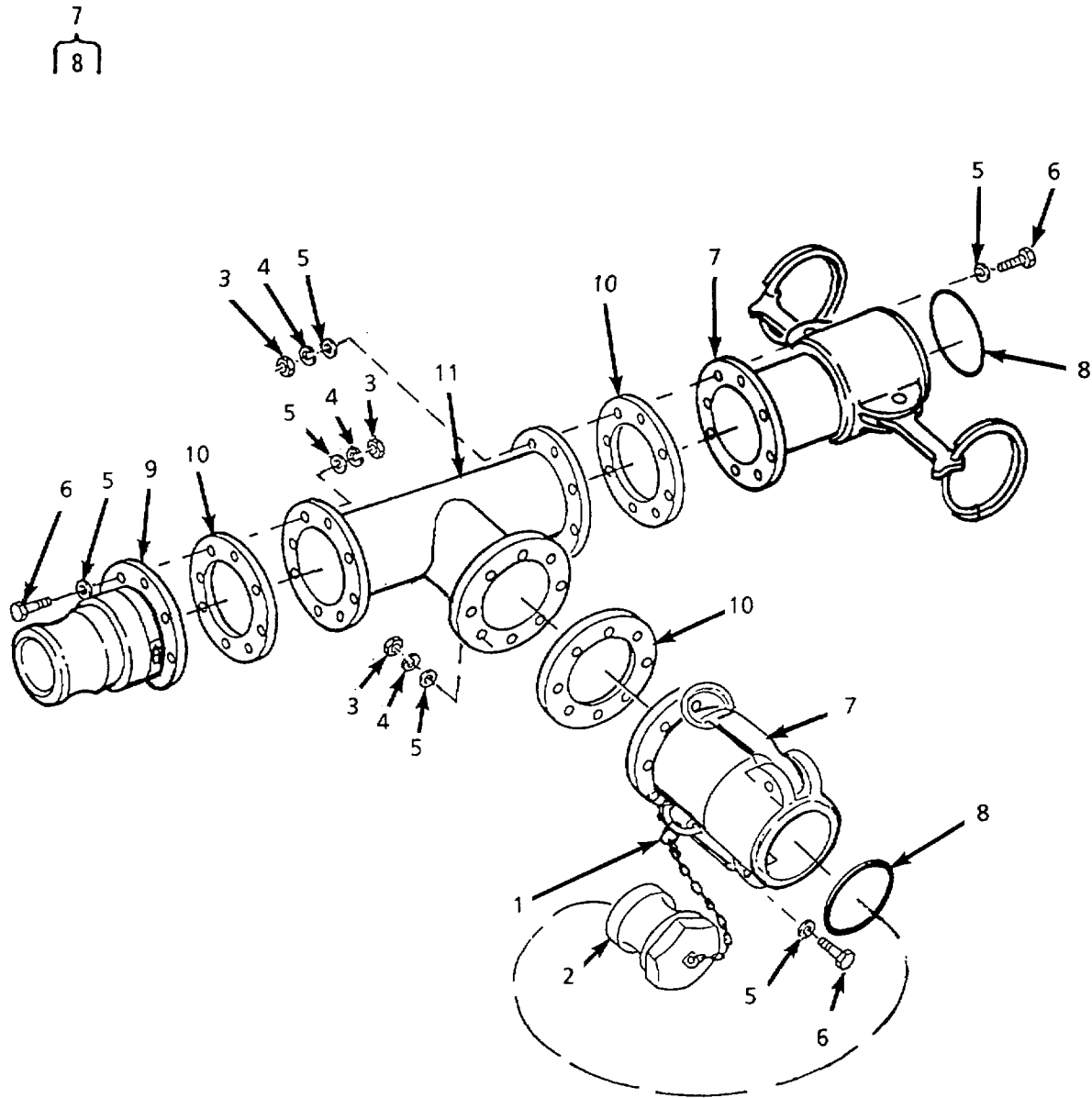


Figure 30. Tee Assemblies (MxFxF w/plug)

SECTION II

TM 10-4610-234-23P

(1) ITEM NO	(2) SMR CODE	(3) NSN	(4) CAGEC	(5) PART NUMBER	(6) DESCRIPTION AND USABLE ON CODES (UOC)	(7) QTY
					GROUP 05 350 GPM CONNECTION KIT	
					FIG. 30 TEE ASSEMBLIES (MXFXF W/ PLUG)	
1	PAOZZ	5325009265411	81718	H01434M	.. RING, RETAINING	1
2	PAOZZ	4730006406188	96906	MS27029-17	.. PLUG, QUICK DISCONNE	1
3	PAOZZ	5310007320558	96906	MS51967-8	.. NUT, PLAIN, HEXAGON	24
4	PAOZZ	5310006379541	96906	MS35338-46	.. WASHER, LOCK	24
5	PAOZZ	5310000806004	96906	MS27183-14	.. WASHER, FLAT	48
6	PAOZZ	5305008213869	80204	B1821BH038C175N	.. SCREW, CAP, HEXAGON H	24
7	PAOZZ	4730008405348	96906	MS27027-17	.. COUPLING HALF, QUICK	2
8	PAOZZ	5330008994509	96906	MS27030-9	... GASKET	1
9	PAOZZ	4730008405347	96906	MS27023-17	.. COUPLING HALF, QUICK	1
10	PAOZZ	5330011411864	97403	13220E1069-1	.. GASKET	3
11	XDOZZ	4730008405346	97403	13216E8243	.. TEE, FLANGE	1

END OF FIGURE

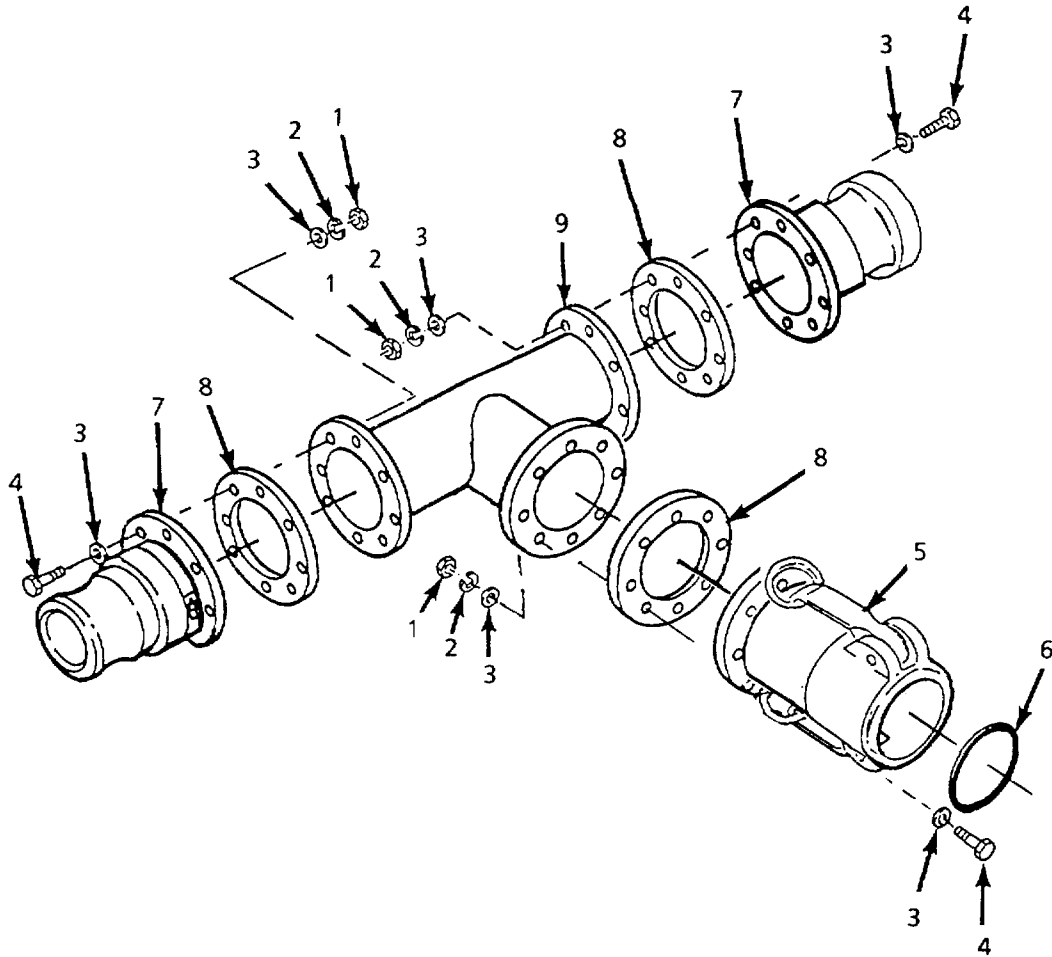


Figure 31. Tee Assemblies (MxMxF)

SECTION II

TM 10-4610-234-23P

(1) ITEM NO	(2) SMR CODE	(3) NSN	(4) CAGEC	(5) PART NUMBER	(6) DESCRIPTION AND USABLE ON CODES (UOC) GROUP 05	(7) QTY
					350 GPM CONNECTION KIT	
					FIG. 31 TEE ASSEMBLIES (MXMXF)	
1	PAOZZ	5310007320558	96906	MS51967-8	.. NUT, PLAIN, HEXAGON	24
2	PAOZZ	5310006379541	96906	MS35338-46	.. WASHER, LOCK	24
3	PAOZZ	5310000806004	96906	MS27183-14	.. WASHER, FLAT	48
4	PAOZZ	5305008213869	80204	B1821BH038C175N	.. SCREW, CAP, HEXAGON H	24
5	PAOZZ	4730008405348	96906	MS27027-17	.. COUPLING HALF, QUICK	1
6	PAOZZ	5330008994509	96906	MS27030-9	.. GASKET	1
7	PAOZZ	4730008405347	96906	MS27023-17	.. COUPLING HALF, QUICK	2
8	PAOZZ	5330011411864	97403	13220E1069-1	.. GASKET	3
9	XDOZZ	4730008405346	97403	13216E8243	.. TEE, FLANGE	1

END OF FIGURE

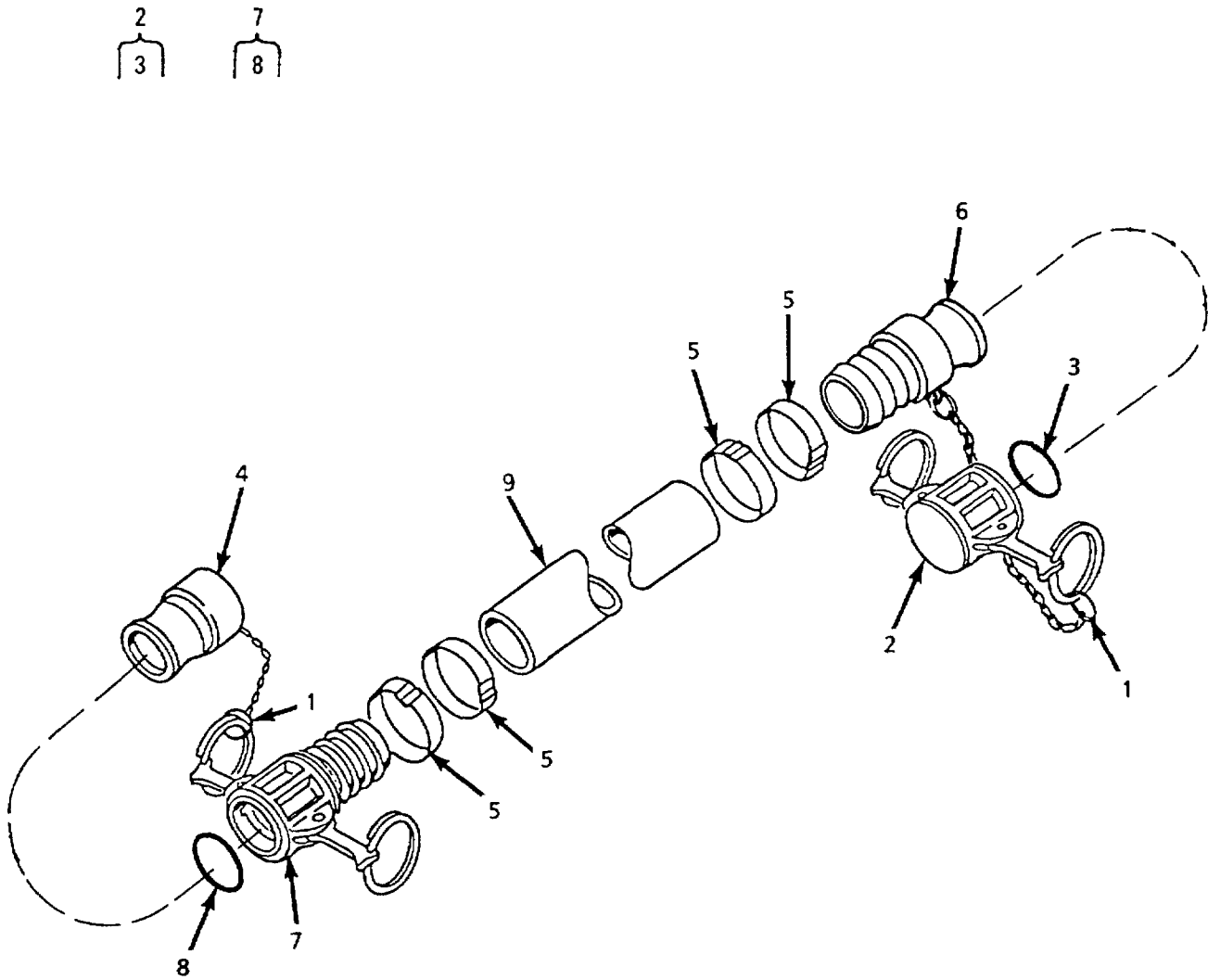


Figure 32. Suction Hose, 4-inch x 20 ft

SECTION II

TM 10-4610-234-23P

(1) ITEM NO	(2) SMR CODE	(3) NSN	(4) CAGEC	(5) PART NUMBER	(6) DESCRIPTION AND USABLE ON CODES (UOC)	(7) QTY
					GROUP 05 350 GPM CONNECTION KIT	
					FIG. 32 SUCTION HOSE, 4 INCH X 20 FT.	
1	PAOZZ	5325009265411	81718	H01434M	.. RING, RETAINING	2
2	PAOOZ	4730006406156	96906	MS27028-17	.. CAP, QUICK DISCONNEC	1
3	PAOZZ	5330008994509	96906	MS27030-9	.. GASKET	1
4	PAOZZ	4730006406188	96906	MS27029-17	.. PLUG, QUICK DISCONNE	1
5	PAOZZ	4730000782519	70847	J215	.. CLAMP, HOSE	4
6	PAOZZ	4730006497388	96906	MS27021-17	.. COUPLING HALF, QUICK.....	1
7	PAOZZ	4730012359769	96906	MS27025-17	.. COUPLING HALF, QUICK	1
8	PAOZZ	5330008994509	96906	MS27030-9	... GASKET	1
9	XDOZZ		90598	25005-4	.. HOSE, RUBBER, DISCH 4-INCH NOM..... SIZE, 20 FT. LONG.....	1

END OF FIGURE

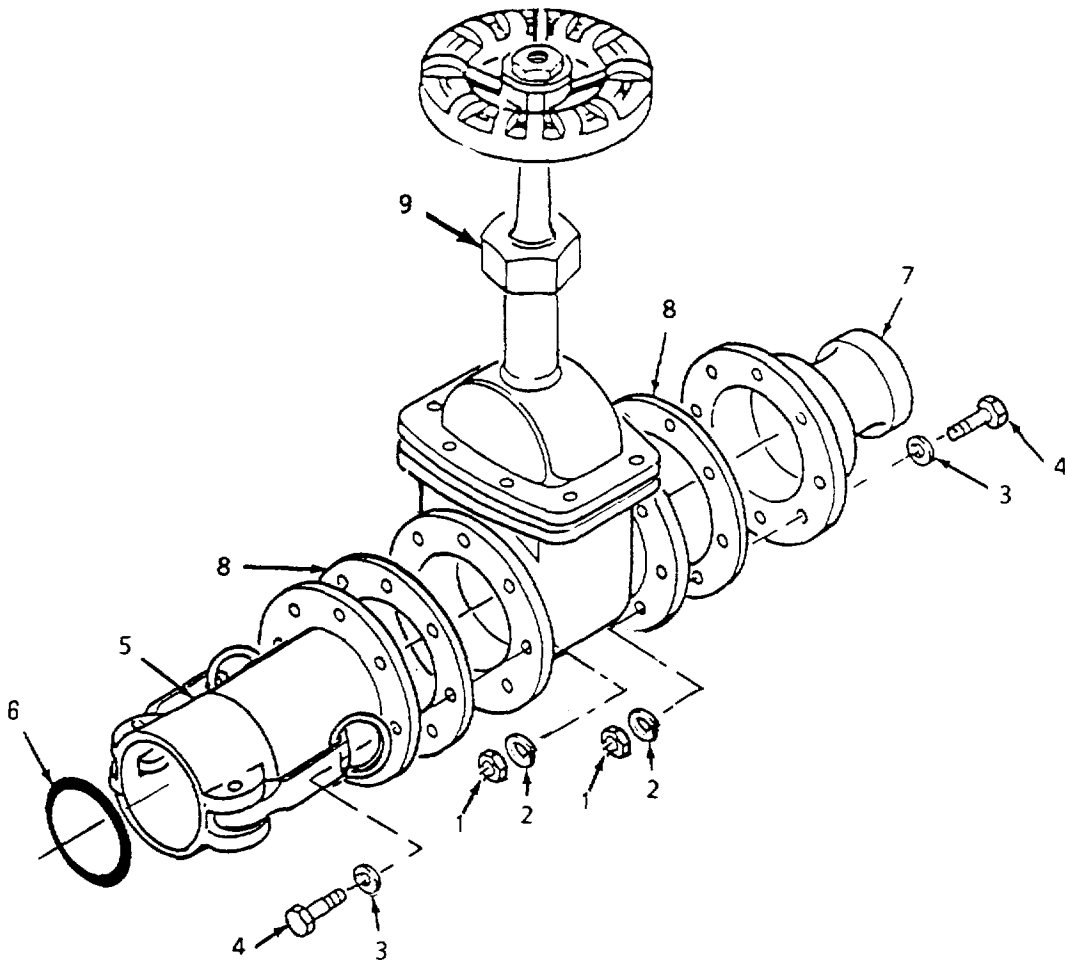


Figure 33. Gate Valve, 4-inch (Sheet 1 of 2)

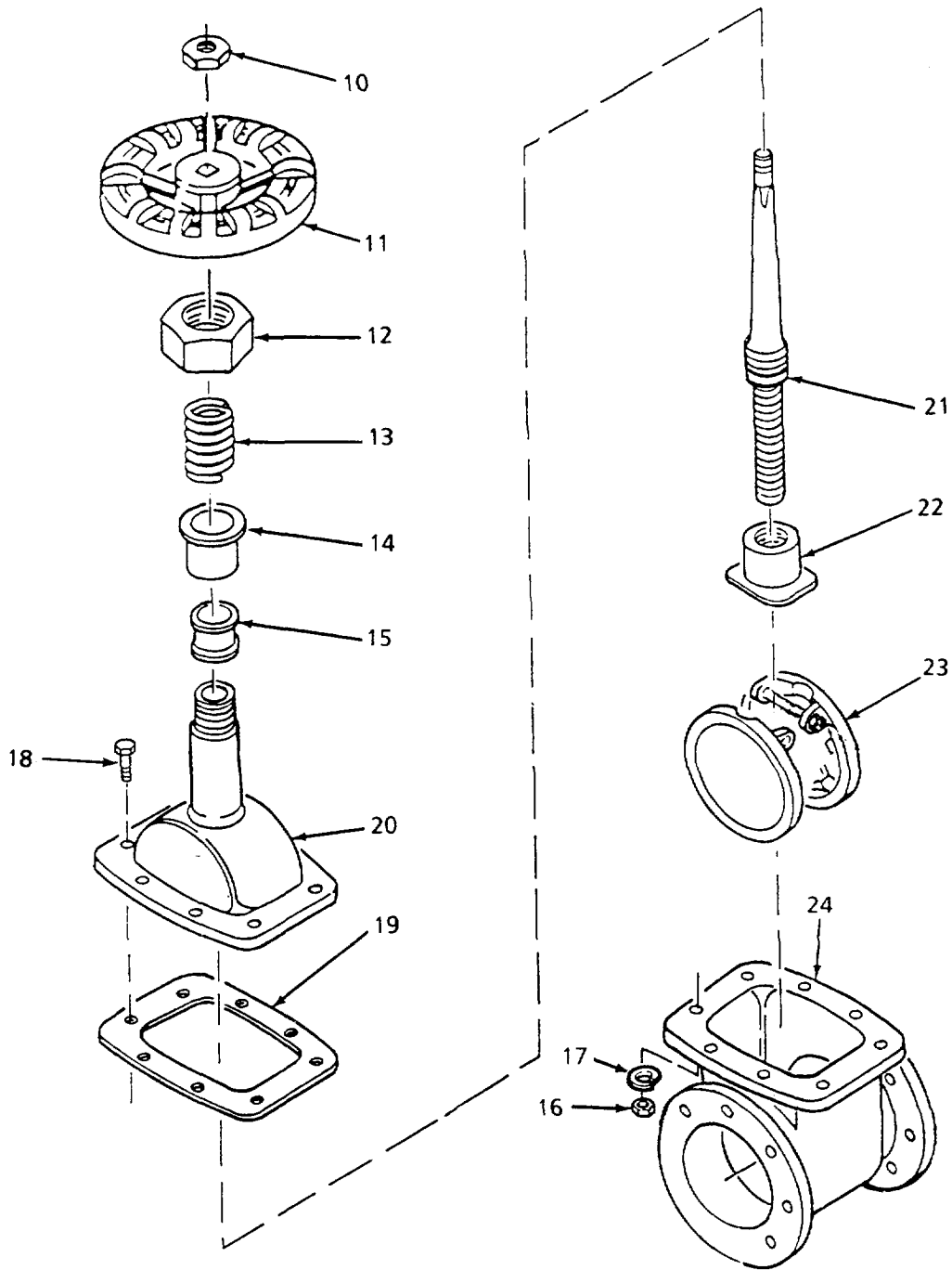


Figure 33. Gate Valve, 4-inch (Sheet 2 of 2)

SECTION II

TM 10-4610-234-23P

(1) ITEM NO	(2) SMR CODE	(3) NSN	(4) CAGEC	(5) PART NUMBER	(6) DESCRIPTION AND USABLE ON CODES (UOC)	(7) QTY
					GROUP 05	350 GPM CONNECTION KIT
					FIG. 33	GATE VALVE, 4 INCH
1	PAOZZ	5310007320558	96906	MS51967-8	..NUT, PLAIN, HEXAGON	16
2	PAOZZ	5310006379541	96906	MS35338-46	..WASHER, LOCK	16
3	PAOZZ	5310000806004	96906	MS27183-14	..WASHER, FLAT	32
4	PAOZZ	5305008213869	80204	B1821BH038C175N	..SCREW, CAP, HEXAGON H	16
5	PAOZZ	4730008405348	96906	MS27027-17	..COUPLING HALF, QUICK	1
6	PAOZZ	5330008994509	96906	MS27030-9	..GASKET.....	1
7	PAOZZ	4730008405347	96906	MS27023-17	..COUPLING HALF, QUICK	1
8	PAOZZ	5330011411864	97403	13220E1069-1	..GASKET.....	2
9	PAOOZ	4820011590439	97403	13220E1071	..VALVE, GATE	1
10	PAOZZ	5310013815740	76364	31112-H	..NUT, PLAIN, ROUND.....	1
11	PAOZZ	5340006530353	76364	7660-L	..HANDWHEEL.....	1
12	PAOZZ	4730006846556	76364	2855-L	..PACKING NUT.....	1
13	PAOZZ	5360011946069	76364	70171-N	..SPRING, HELICAL, COMP	1
14	PAOZZ	5330003675005	76364	363-H	..RETAINER, PACKING	1
15	PAOZZ	5330004003513	76364	65107-K	..PACKING	1
16	PAOZZ	5310010779426	76364	3198-C	..NUT.....	8
17	PAOZZ	5310010779647	76364	38084-C	..WASHER, LOCK.....	8
18	PAOZZ	5305010796771	76364	4256-L-630	..SCREW, CAP, HEXAGON H.....	8
19	PAOZZ	5330011973583	76364	66173-N	..GASKET.....	1
20	XAOZZ		76364	23194-N	..BONNET, VALVE	1
21	PAOZZ	4820013523694	76364	26264-N	..STEM, FLUID VALVE	1
22	PAOZZ	5310013546405	76364	3042-N	..NUT, PLAIN, PLATE	1
23	PAOZZ	4820013519736	76364	84168-N	..DISK, VALVE	1
24	XAOZZ		76364	2093-N	..BODY	1

END OF FIGURE

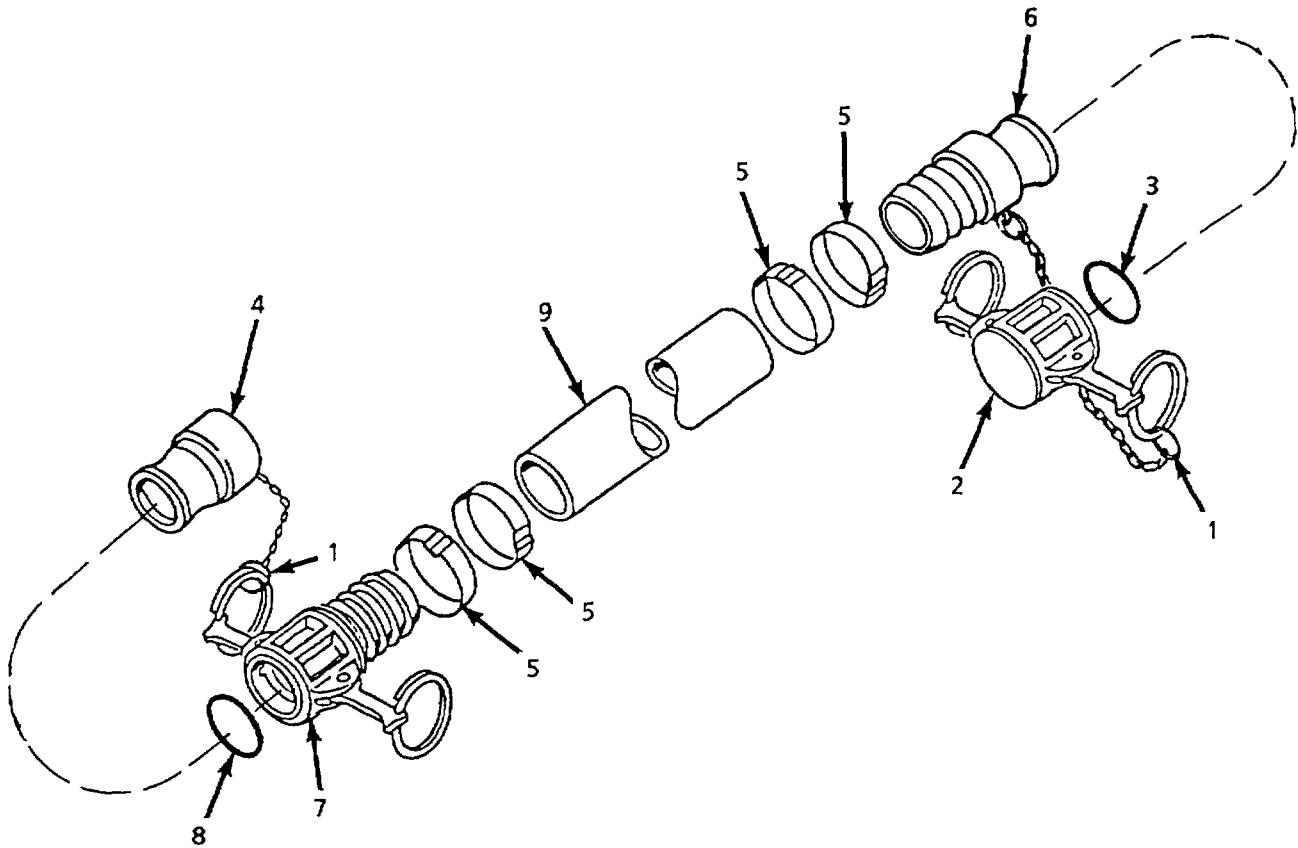
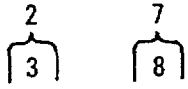


Figure 34. Discharge Hose, 4-inch x 20 ft

SECTION II

TM 10-4610-234-23P

(1) ITEM NO	(2) SMR CODE	(3) NSN	(4) CAGEC	(5) PART NUMBER	(6) DESCRIPTION AND USABLE ON CODES (UOC)	(7) QTY
					GROUP 05	350 GPM CONNECTION KIT
					FIG. 34	DISCHARGE HOSE, 4 INCH X 20 FT.
1	PAOZZ	5325009265411	81718	H01434M	..RING, RETAINING	2
2	PAOOZ	4730006406156	96906	MS27028-17	..CAP, QUICK DISCONNEC	1
3	PAOZZ	5330008994509	96906	MS27030-9	...GASKET	1
4	PAOZZ	4730006406188	96906	MS27029-17	..PLUG, QUICK DISCONN	1
5	PAOZZ	4730000782519	70847	J215	..CLAMP, HOSE	4
6	PAOZZ	4730006497388	96906	MS27021-17	..COUPLING HALF, QUICK	1
7	PAOZZ	4730012359769	96906	MS27025-17	..COUPLING HALF, QUICK	1
8	PAOZZ	5330008994509	96906	MS27030-9	...GASKET	1
9	XDOZZ		90598	25006-4	..HOSE, RUBBER, DISCH DISCHARGE 4- INCH NOM SIZE, 20 FT. LONG	1

END OF FIGURE

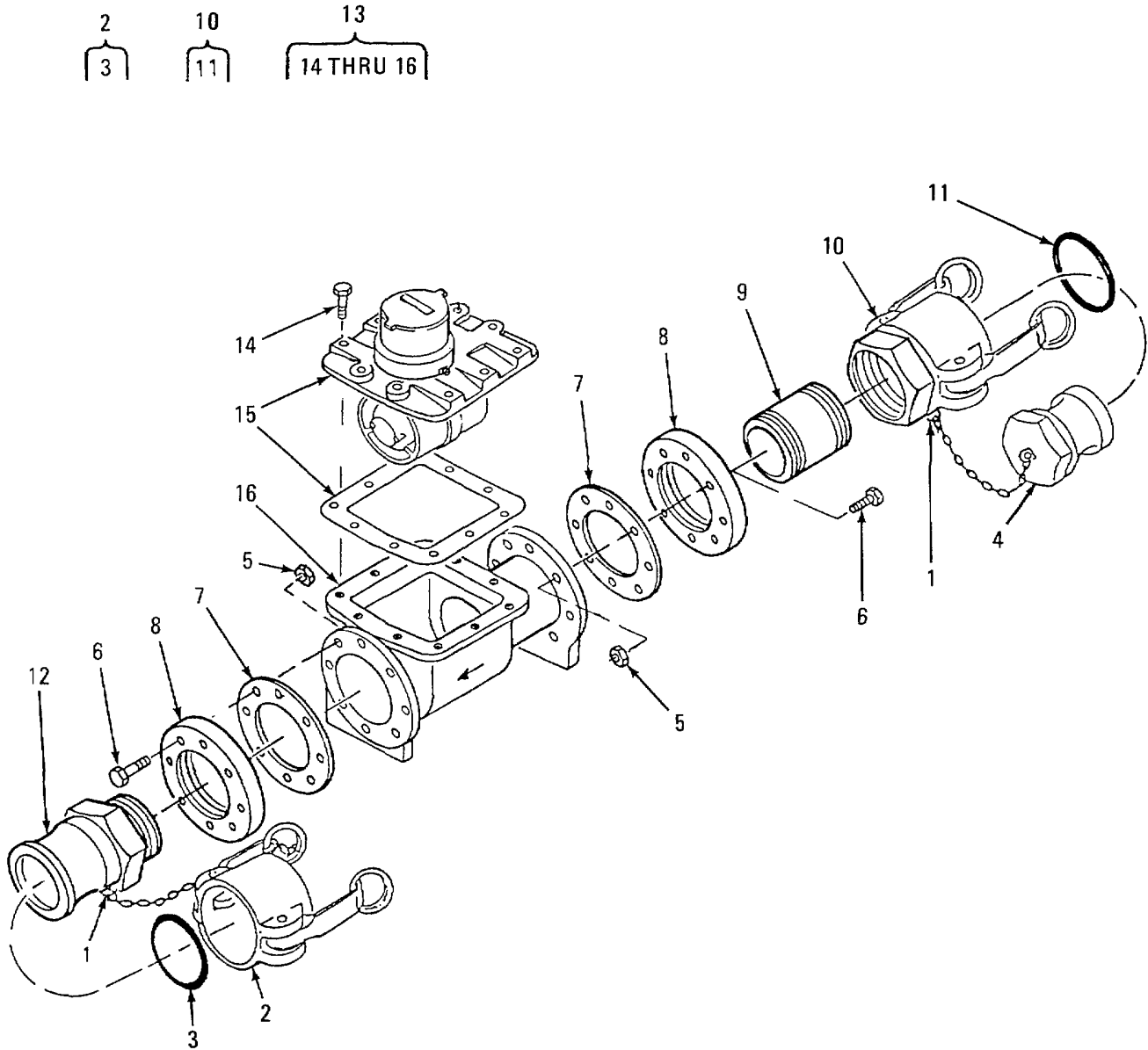


Figure 35. Water Meter Assembly

SECTION II

TM 10-4610-234-23P

(1) ITEM NO	(2) SMR CODE	(3) NSN	(4) CAGEC	(5) PART NUMBER	(6) DESCRIPTION AND USABLE ON CODES (UOC)	(7) QTY
					GROUP 05	350 GPM CONNECTION KIT
					FIG. 35	WATER METER ASSEMBLY
1	PAOZZ	5340011778975	39428	90177A218	..HOLDER, KEY UOC: ESC, FKH	2
2	PAOOZ	4730006406156	96906	MS27028-17	..CAP, QUICK DISCONNEC UOC: ESC, FKH	1
3	PAOZZ	5330008994509	96906	MS27030-9	...GASKET UOC: ESC, FKH	1
4	PAOZZ	4730006406188	96906	MS27029-17	..PLUG, QUICK DISCONN UOC: ESC, FKH	1
5	PAOZA	5310004510097	96906	MS51922-54	..NUT, SELF-LOCKING, HE UOC: ESC, FKH	16
6	PAOZZ	5305012439402	96906	MS35308-469	..SCREW, CAP, HEXAGON H UOC: ESC, FKH	16
7	PAOZZ	5330013856317	97403	13225E9177-3	..GASKET UOC: ESC, FKH	2
8	XBOZZ		81349	M18180/5010B01	..FLANGE AND FLG FTG UOC: ESC, FKH	2
9	PAOZZ	4730013724865	96906	MS51873-270	..NIPPLE, PIPE EXTRA STRONG STEEL, 4-INCH SIZE, 6-INCH LONG UOC: ESC, FKH	1
10	PAOZZ	4730000889286	96906	MS27024-17	..COUPLING HALF, QUICK UOC: ESC, FKH	1
11	PAOZZ	5330008994509	96906	MS27030-9	...GASKET UOC: ESC, FKH	1
12	PAOZZ	4730008400797	96906	MS27022-17	..COUPLING HALF, QUICK UOC: ESC, FKH	1
13	PBOZF	6680013750939	43249	ET1CR8G	..METER, FLUID FLOW IN UOC: ESC, FKH	1
14	XAOZZ		43249	8329-405	...BOLT, MAINCASE..... UOC: ESC, FKH	10
15	XAOZZ		43249	9600-400	...KIT, UNITIZED MEAS UOC: ESC, FKH	1
16	XAOZZ		43249	9642-001	...MAINCASE..... UOC: ESC, FKH	1

END OF FIGURE

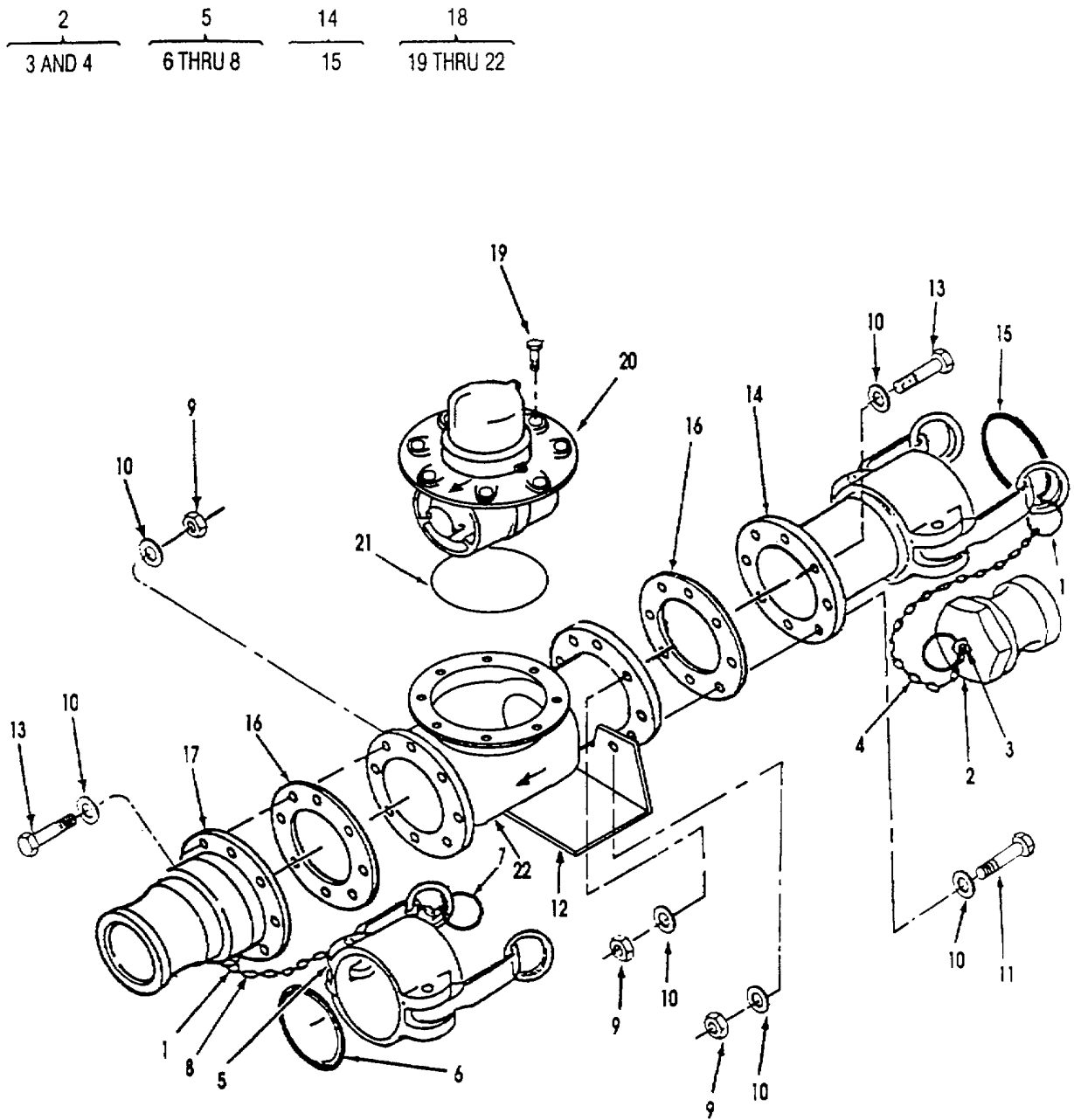


Figure 35A. Water Meter Assembly

SECTION II

TM 10-4610-234-23P

(1) ITEM NO	(2) SMR CODE	(3) NSN	(4) CAGEC	(5) PART NUMBER	(6) DESCRIPTION AND USABLE ON CODES (UOC)	(7) QTY
					GROUP 05 350 GPM CONNECTION KIT	
					FIG. 35A WATER METER ASSEMBLY	
1	PAOZZ	5325009265411	81718	H01434M	..RING, RETAINING UOC: FLU	2
2	PAOZZ	4730006406188	96906	MS27029-17	..PLUG, QUICK DISCONNE..... UOC: FLU	1
3	PAOZZ	5325009265411	81718	H01434M	...RING, RETAINING..... UOC: FLU	1
4	MOOZZ		19099	RR-C-271-A	...CHAIN, SASH MAKE FROM BULK P/N:..... RR-C-271, TYPE II, CLASS 3, LINK SIZE 35, BRONZE. CUT TO 19 LINKS..... UOC: FLU	1
5	PAOOZ	4730006406156	96906	MS27028-17	..CAP, QUICK DISCONNEC..... UOC: FLU	1
6	PCOZZ	5330008994509	96906	MS27030-9	...GASKET..... UOC: FLU	1
7	PAOZZ	5325009265411	81718	H01434M	...RING, RETAINING..... UOC: FLU	1
8	MOOZZ		19099	RR-C-271-A	...CHAIN, SASH MAKE FROM BULK P/N:..... RR-C-271, TYPE II, CLASS 3, LINK SIZE 35, BRONZE. CUT TO 19 LINKS..... UOC: FLU	1
9	PAOZA	5310004510097	96906	MS51922-54	..NUT, SELF-LOCKING, HE..... UOC: FLU	16
10	PAOZZ	5310013765306	96906	MS51412-30	..WASHER, FLAT..... UOC: FLU	32
11	PAOZZ	5305013440617	96906	MS35308-471	..SCREW, CAP, HEXAGON H..... UOC: FLU	2
12	XBOZZ		97403	13225E9176-1	..BRACKET, SUPPORT..... UOC: FLU	1
13	PAOZZ	5305012439402	96906	MS35308-469	..SCREW, CAP, HEXAGON H..... UOC: FLU	14
14	PAOOZ	4730013939860	97403	13225E9181-1	..COUPLING HALF, QUICK..... UOC: FLU	1
15	PCOZZ	5330008994509	96906	MS27030-9	...GASKET..... UOC: FLU	1
16	PCOZZ	5330013954735	05047	ASME-B16.21	..GASKET..... UOC: FLU	2
17	PAOZZ	4730013939861	97403	13225E9179-1	..COUPLING HALF, QUICK..... UOC: FLU	1
18	PAOFF	6680013750939	97403	13225E9178-3	..METER, FLUID FLOW IN..... UOC: FLU	1
19	XBOZZ		43249	8329-405	...BOLT, MAINCASE..... UOC: FLU	8
20	XBOZZ		43249	9600-400	...KIT, UNITIZED MEAS..... UOC: FLU	1
21	PCOZZ	5330013974254	43249	8341-304	...GASKET..... UOC: FLU	1
22	XBOZZ		43249	9642-001	MAINCASE.....	1

SECTION II

TM 10-4610-234-23P

(1)	(2)	(3)	(4)	(5)	(6)	(7)
ITEM	SMR			PART	DESCRIPTION AND USABLE ON CODES (UOC)	QTY
NO	CODE	NSN	CAGEC	NUMBER		

UOC: FLU

END OF FIGURE

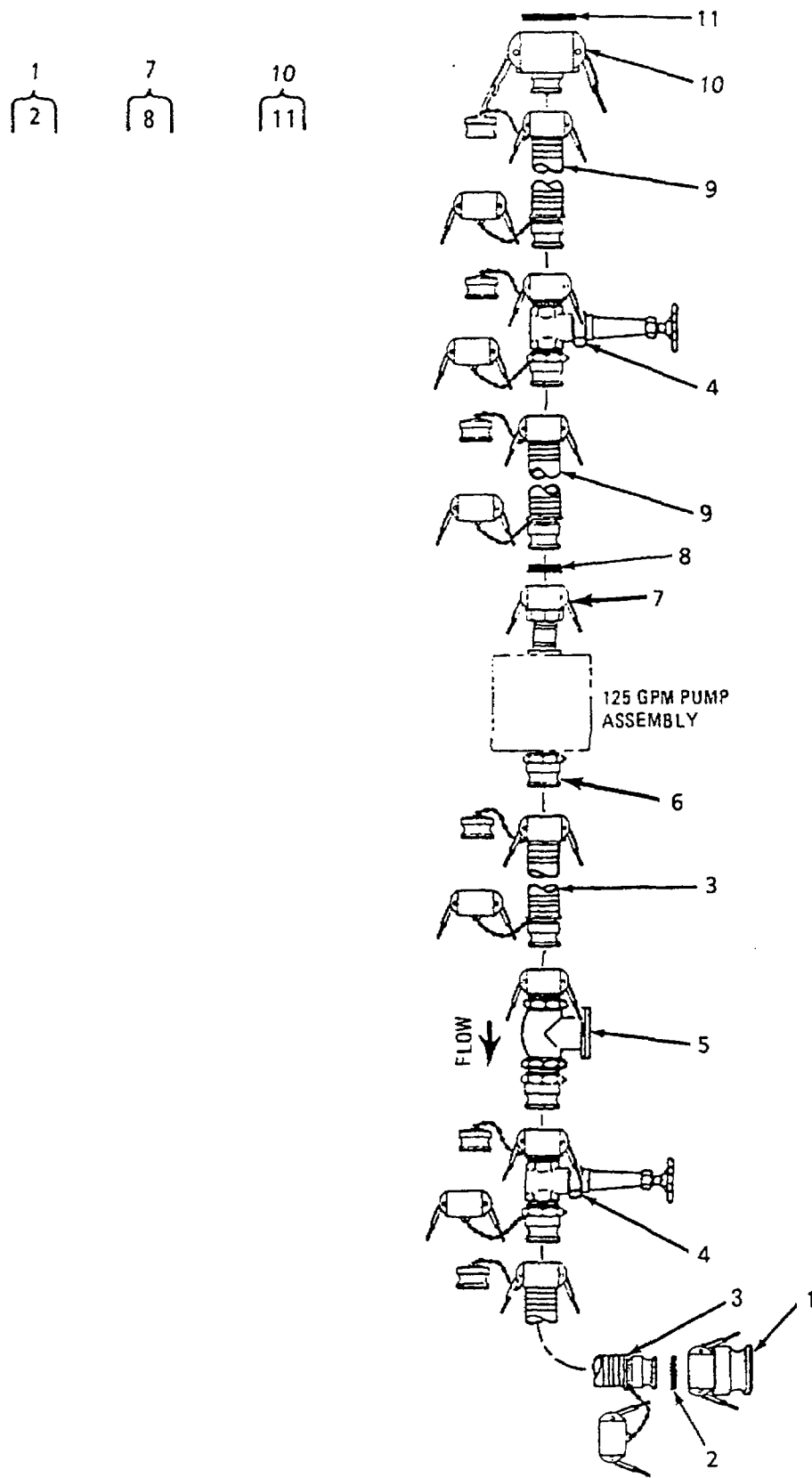


Figure 36. 125 GPM Connection Kit

SECTION II

TM 10-4610-234-23P

(1) ITEM NO	(2) SMR CODE	(3) NSN	(4) CAGEC	(5) PART NUMBER	(6) DESCRIPTION AND USABLE ON CODES (UOC)	(7) QTY
					GROUP 07 125 GPM CONNECTION KIT	
					FIG. 36 125 GPM CONNECTION KIT	
1	PAOZZ	4730011860821	96906	MS49000-19	.REDUCER, QUICK DISCO	1
2	PAOZZ	5330006122414	96906	MS27030-6	..GASKET.....	1
3	PAOOZ	4720011388986	97403	13225E9136-2	.HOSE ASSEMBLY, NONME	2
4	AOOOO		97403	13225E9113-Y2	.VALVE ASSY, GATE, 2IN 2-INCH	2
S	AOOOO		97403	13225E9113-Y3	.VALVE ASSY, CHECK 2-INCH	1
6	PAOZZ	4730000791362	96906	MS27020-11	.COUPLING HALF, QUICK	1
7	PAOZZ	4730006499103	96906	MS27024-11	.COUPLING HALF, QUICK	1
8	PAOZZ	5330006122414	96906	MS27030-6	..GASKET.....	1
9	PAOOZ	4720011634684	97403	13225E9135-2	.HOSE ASSEMBLY, NONME	2
10	PAOZZ	4730010640560	96906	MS49000-17	.REDUCER, QUICK DISCO	1
11	PAOZZ	5330008994509	96906	MS27030-9	..GASKET	1

END OF FIGURE

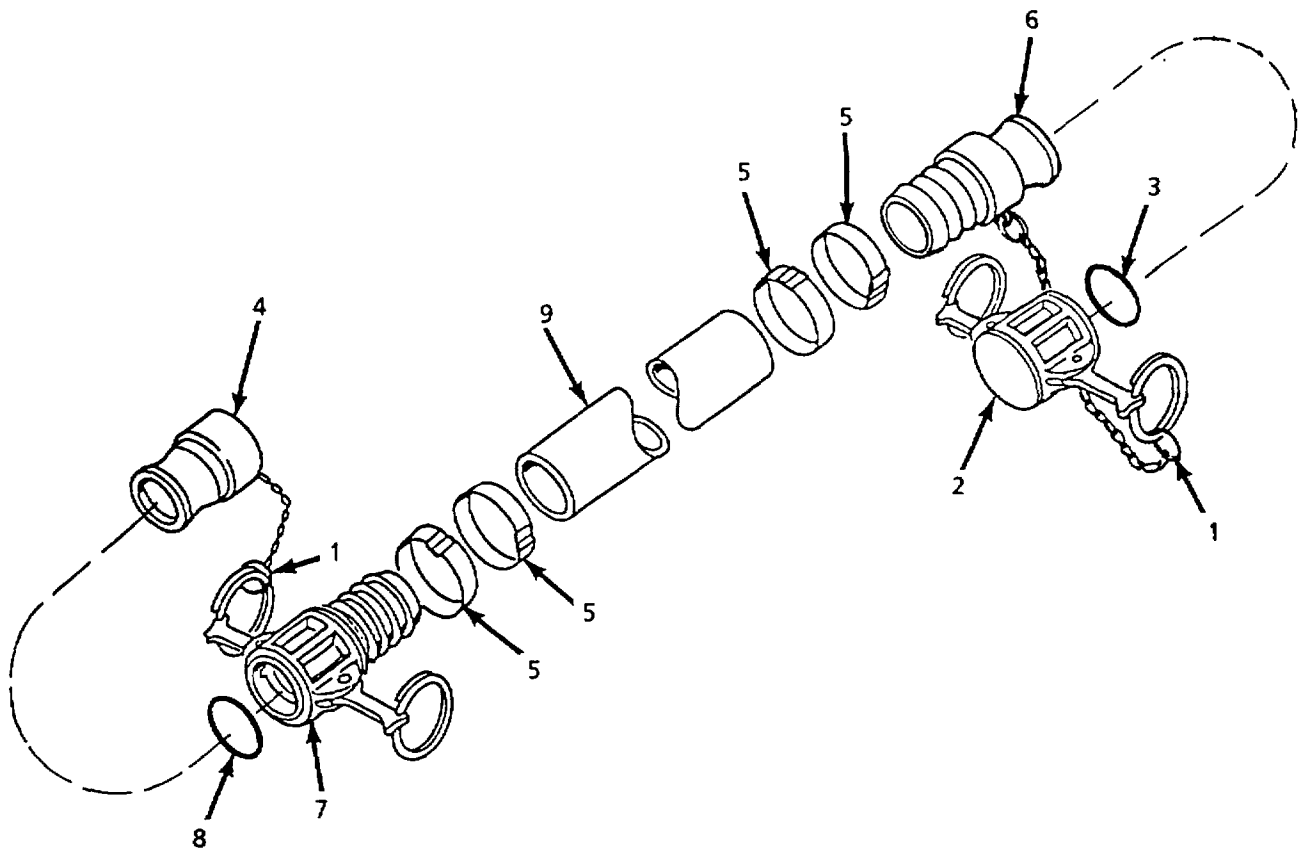
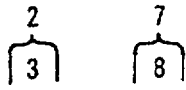


Figure 37. Discharge Hose, 2-inch x 20 ft

SECTION II

TM 10-4610-234-23P

(1) ITEM NO	(2) SMR CODE	(3) NSN	(4) CAGEC	(5) PART NUMBER	(6) DESCRIPTION AND USABLE ON CODES (UOC)	(7) QTY
					GROUP 07 125 GPM CONNECTION KIT	
					FIG. 37 DISCHARGE HOSE, 2 INCH X 20 FT.	
1	PAOZZ	5325009265411	81718	H01434M	..RING, RETAINING	2
2	PAOOZ	4730006499100	96906	MS27028-11	..CAP, QUICK DISCONNEC	1
3	PAOZZ	5330006122414	96906	MS27030-6	...GASKET	1
4	PAOZZ	4730009155127	96906	MS27029-11	..PLUG, QUICK DISCONN	1
5	PAOZZ	4730013871304	70847	J230	..CLAMP, HOSE	4
6	PAOZZ	4730009387996	96906	MS27021-11	..COUPLING HALF, QUICK	1
7	PAOOZ	4730003600943	96906	MS27025-11	..COUPLING HALF, QUICK	1
8	PAOZZ	5330006122414	96906	MS27030-6	...GASKET.....	1
9	XDOZZ		90598	25006-2	..HOSE, RUBBER, DISCH 2-INCH NOM..... SIZE, 20 FT. LONG, POTABLE WATER ONLY	1

END OF FIGURE

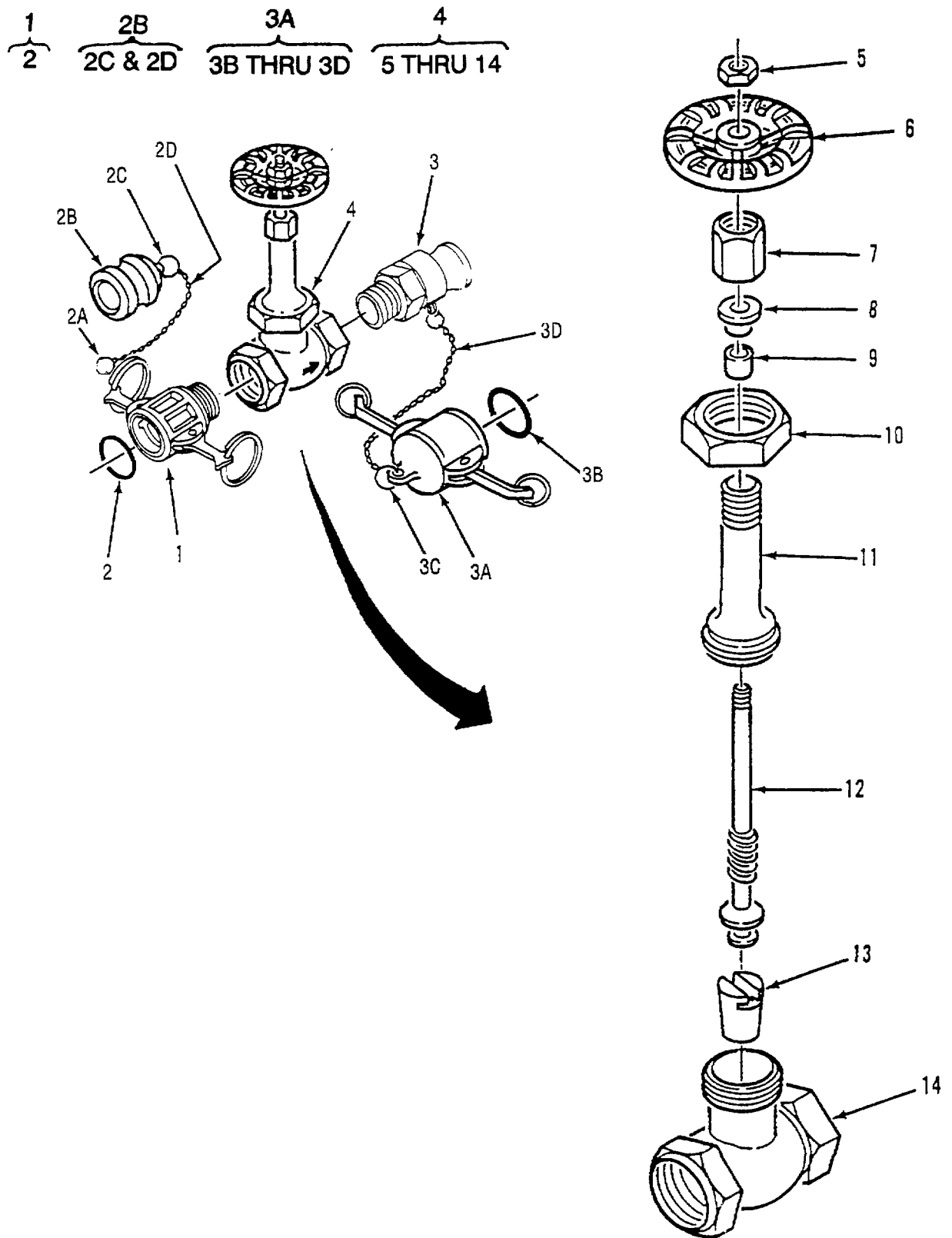


Figure 38. Gate Valve, 2 Inch

SECTION II

TM 10-4610-234-23P

(1) ITEM NO	(2) SMR CODE	(3) NSN	(4) CAGEC	(5) PART NUMBER	(6) DESCRIPTION AND USABLE ON CODES (UOC)	(7) QTY
					GROUP 07	
					125 GPM CONNECTION KIT	
					FIG. 38	
					GATE VALVE, 2 INCH	
1	PAOOZ	4730000889285	96906	MS27026-11	..COUPLING HALF, QUICK UOC: ESC, FKH	1
2	PAOZZ	5330006122414	96906	MS27030-6	...GASKET UOC: ESC, FKH	1
2A	PAOZZ	5325009265411	81718	H01434M	...RING, RETAINING..... UOC: FKH	2
2B	PAOZZ	4730009155127	96906	MS27029-11	...PLUG, QUICK DISCONNE UOC: FKH	1
2C	PAOZZ	5325009265411	81718	H01434M	...RING, RETAINING UOC: FKH	1
2D	MOOZZ		19099	RR-C-271-A	...CHAIN, SASH MAKE FROM BULK P/N: RR-C-271, TYPE II, CLASS 3, LINK SIZE 35, BRONZE. CUT TO 19 LINKS UOC: FKH	1
3	PAOZZ	4730009387997	96906	MS27022-11	..COUPLING HALF, QUICK 2-INCH UOC: ESC, FKH	1
3A	PAOZZ	4730006499100	96906	MS27028-11	...CAP, QUICK DISCONNEC UOC: FKH	1
3B	PCOZZ	5330006122414	96906	MS27030-6	...GASKET UOC: FKH	1
3C	PAOZZ	5325009265411	81718	H01434M	...RING, RETAINING UOC: FKH	1
3D	MOOZZ		19099	RR-C-271-A	...CHAIN, SASH MAKE FROM BULK P/N: RR-C-271, TYPE II, CLASS 3, LINK SIZE 35, BRONZE. CUT TO 19 LINKS UOC: FKH	1
4	PAOOO	4820013778185	76364	GATE 1151	..VALVE, GATE UOC: ESC, FKH	1
5	XAOZZ		76364	3116-R-210	...NUT, HANDWHEEL..... UOC: ESC, FKH	1
6	XAOZZ	5340013815171	76364	7633-G1-480	...HANDWHEEL..... UOC: ESC, FKH	1
7	XAOZZ		76364	282-H-210	...NUT, PACKING..... UOC: ESC, FKH	1
8	XAOZZ		76364	3639-J-220	...GLAND UOC: ESC, FKH	1
9	XAOZZ		76364	65103-J-992	...PACKING UOC: ESC, FKH	1
10	XAOZZ		76364	3205-J-150	...NUT, UNION BONNET UOC: ESC, FKH	1
11	XAOZZ		76364	2328-J-150	...BONNET UOC: ESC, FKH	1
12	XAOZZ		76364	26148-J-155	...STEM UOC: ESC, FKH	1
13	XAOZZ		76364	4310-J-150	...DISC, WEDGE UOC: ESC, FKH	1
14	XAOZZ		76364	201-4-J-150	...BODY UOC: ESC, FKH	1

SECTION II

TM 10-4610-234-23P

(1)	(2)	(3)	(4)	(5)	(6)	(7)
ITEM	SMR			PART	DESCRIPTION AND USABLE ON CODES (UOC)	QTY
NO	CODE	NSN	CAGEC	NUMBER		

UOC: ESC, FKH

END OF FIGURE

$\frac{1}{2}$ $\frac{5}{6}$ $\frac{7}{8 \text{ THRU } 17}$

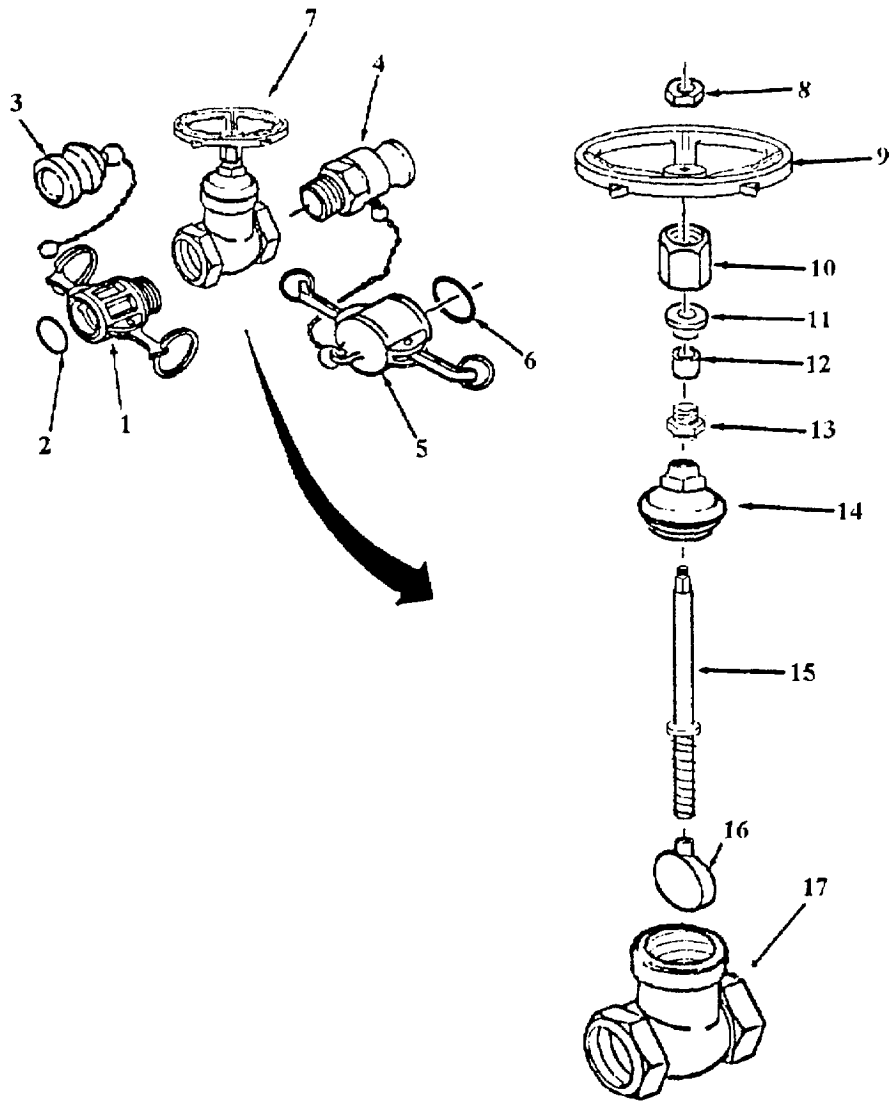


Figure 38A. Gate Valve, 2-inch

SECTION II

TM 10-4610-234-23P

(1) ITEM NO	(2) SMR CODE	(3) NSN	(4) CAGEC	(5) PART NUMBER	(6) DESCRIPTION AND USABLE ON CODES (UOC)	(7) QTY
					GROUP 07	
					125 GPM CONNECTION KIT	
					FIG. 38A	
					GATE VALVE, 2 INCH	
1	PAOZZ	4730000889285	96906	MS27026-11	..COUPLING HALF, QUICK UOC: FLU	1
2	PAOZZ	5330006122414	96906	MS27030-6	...GASKET..... UOC: FLU	1
3	PAOZZ	4730009155127	96906	MS27029-11	..PLUG, QUICK DISCONN..... UOC: FLU	1
4	PAOZZ	4730009387997	96906	MS27022-11	..COUPLING HALF, QUICK UOC: FLU	1
5	PAOZZ	4730006499100	96906	MS27028-11	..CAP, QUICK DISCONN..... UOC: FLU	1
6	PAOZZ	5330006122414	96906	MS27030-6	...GASKET..... UOC: FLU	1
7	PAOOO	4820013778185	76364	GATE 1151	..VALVE, GATE UOC: FLU	1
8	XDOZZ		76364	3116-H	...NUT, HANDWHEEL UOC: FLU	1
9	XDOZZ		76364	76375-408	...HANDWHEEL..... UOC: FLU	1
10	XDOZZ		76364	2884-J	...NUT, PACKING GLAND..... UOC: FLU	1
11	XDOZZ		76364	3639-J	...GLAND, PACKING UOC: FLU	1
12	XDOZZ		76364	65103-J	...PACKING UOC: FLU	1
13	XDOZZ		76364	65103-J	...PACKING GLAND FOLLO..... UOC: FLU	1
14	XDOZZ		76364	2341-J	...BONNET UOC: FLU	1
15	XDOZZ		76364	26243-J	...STEM UOC: FLU	1
16	XDOZZ		76364	439-J	...DISC..... UOC: FLU	1
17	XDOZZ		76364	201-43-J	...BODY UOC: FLU	1

END OF FIGURE

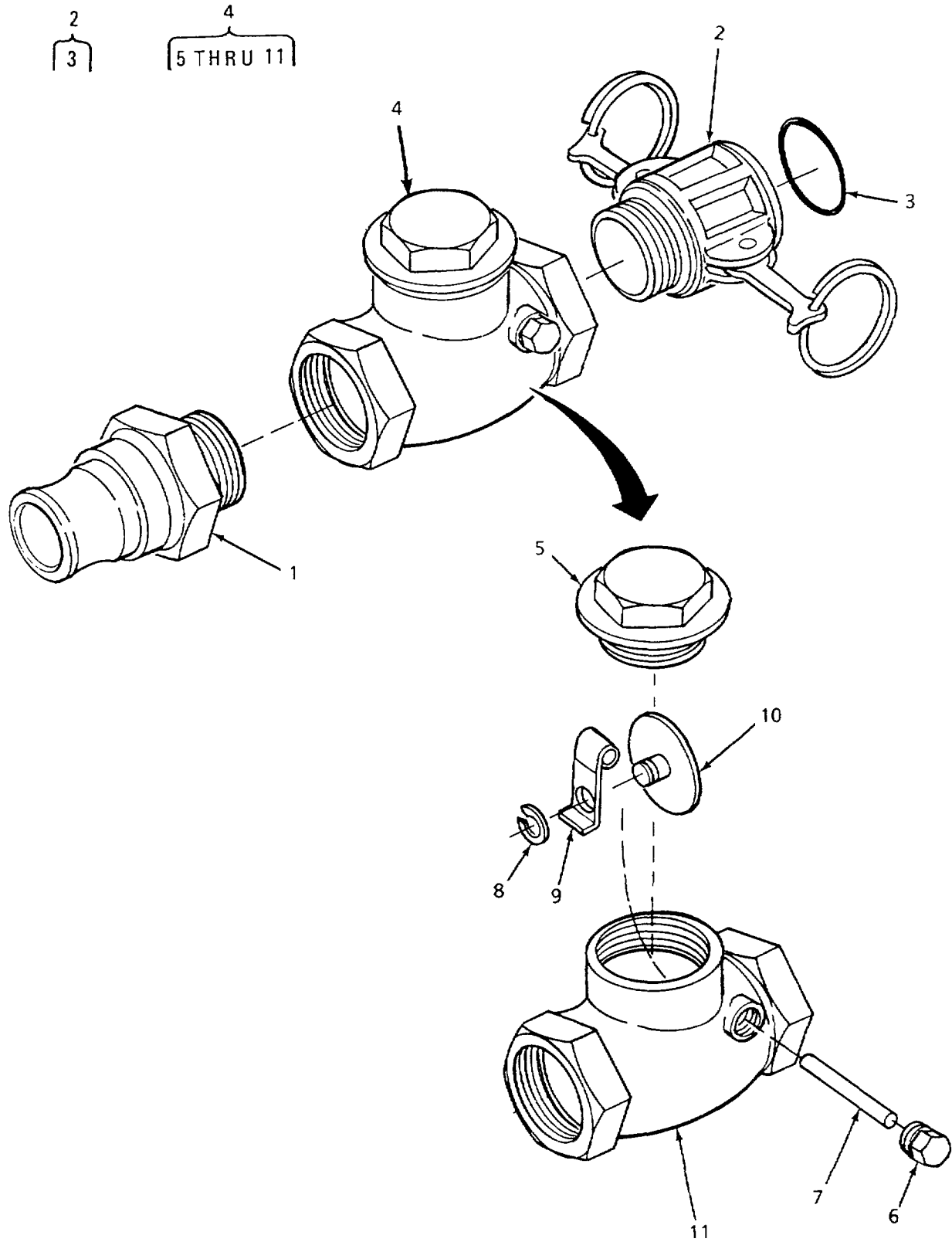


Figure 39. Check Valve, 2-inch

SECTION II

TM 10-4610-234-23P

(1) ITEM NO	(2) SMR CODE	(3) NSN	(4) CAGEC	(5) PART NUMBER	(6) DESCRIPTION AND USABLE ON CODES (UOC)	(7) QTY
					GROUP 07 125 GPM CONNECTION KIT	
					FIG. 39 CHECK VALVE, 2 INCH	
1	PAOZZ	4730009387997	96906	MS27022-11	..COUPLING HALF, QUICK UOC: ESC, FKH	1
2	PAOOZ	4730000889285	96906	MS27026-11	..COUPLING HALF, QUICK UOC: ESC, FKH	1
3	PAOZZ	5330006122414	96906	MS27030-6	...GASKET UOC: ESC, FKH	1
4	PAOOO	4820013808544	76364	509	..VALVE, CHECK UOC: ESC, FKH	1
5	XAOZZ		76364	4046-J-150	...CAP UOC: ESC, FKH	1
6	XAOZZ		76364	4210-J-210	...PLUG UOC: ESC, FKH	1
7	XAOZZ		76364	5979-H-612	...PIN UOC: ESC, FKH	1
8	XAOZZ		76364	52107-37	...RING, RETAINING UOC: ESC, FKH	1
9	XAOZZ		76364	84109-J-940	...LEVER UOC: ESC, FKH	1
10	XAOZZ		76364	3892-J-120	...DISC UOC: ESC, FKH	1
11	XAOZZ		76364	1516-J-150	...BODY UOC: ESC, FKH	1

END OF FIGURE

$\frac{2}{3}$ $\frac{4}{5}$ $\frac{7}{8 \text{ THRU } 12}$

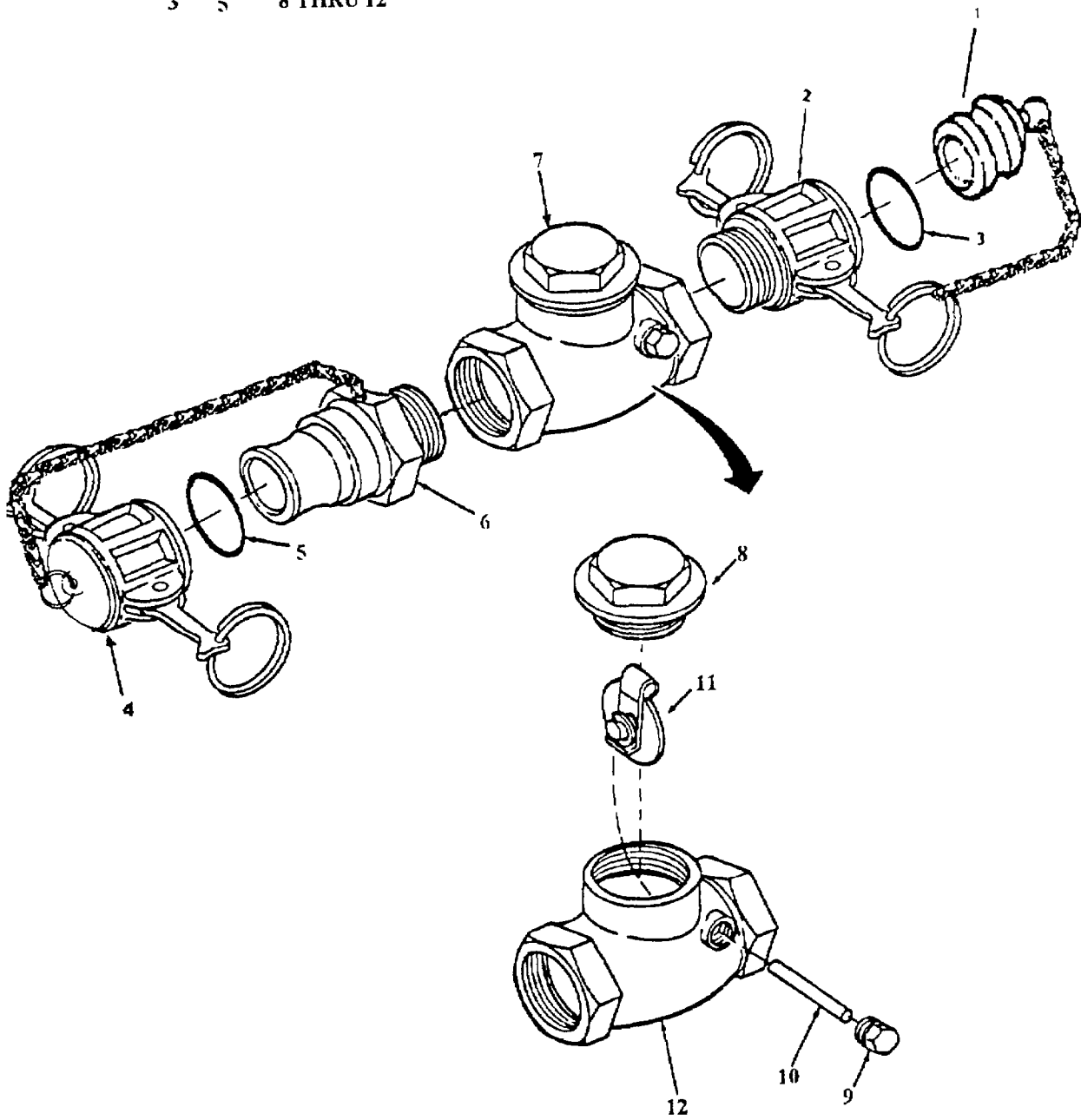


Figure 39A. Check Valve, 2-inch

SECTION II

TM 10-4610-234-23P

(1) ITEM NO	(2) SMR CODE	(3) NSN	(4) CAGEC	(5) PART NUMBER	(6) DESCRIPTION AND USABLE ON CODES (UOC)	(7) QTY
					GROUP 07	
					125 GPM CONNECTION KIT	
					FIG. 39A	
					CHECK VALVE, 2 INCH	
1	PAOZZ	4730009155127	96906	MS27029-11	..PLUG, QUICK DISCONN UOC: FLU	1
2	PAOZZ	4730000889285	96906	MS27026-11	..COUPLING HALF, QUICK UOC: FLU	1
3	PAOZZ	5330006122414	96906	MS27030-6	...GASKET UOC: FLU	1
4	PAOZZ	4730006499100	96906	MS27028-11	..CAP, QUICK DISCONN UOC: FLU	1
5	PAOZZ	5330006122414	96906	MS27030-6	...GASKET UOC: FLU	1
6	PAOZZ	4730009387997	96906	MS27022-11	..COUPLING HALF, QUICK UOC: FLU	1
7	PAOOO	4820013808544	76364	509	..VALVE, CHECK UOC: FLU	1
8	XDOZZ		76364	4046-J	...CAP UOC: FLU	1
9	XDOZZ		76364	4210-J	...PLUG UOC: FLU	1
10	XDOZZ		76364	5979-H	...PIN UOC: FLU	1
11	XDOZZ		76364	3892-J	...DISC UOC: FLU	1
12	XDOZZ		76364	1516-J	...BODY UOC: FLU	1

END OF FIGURE

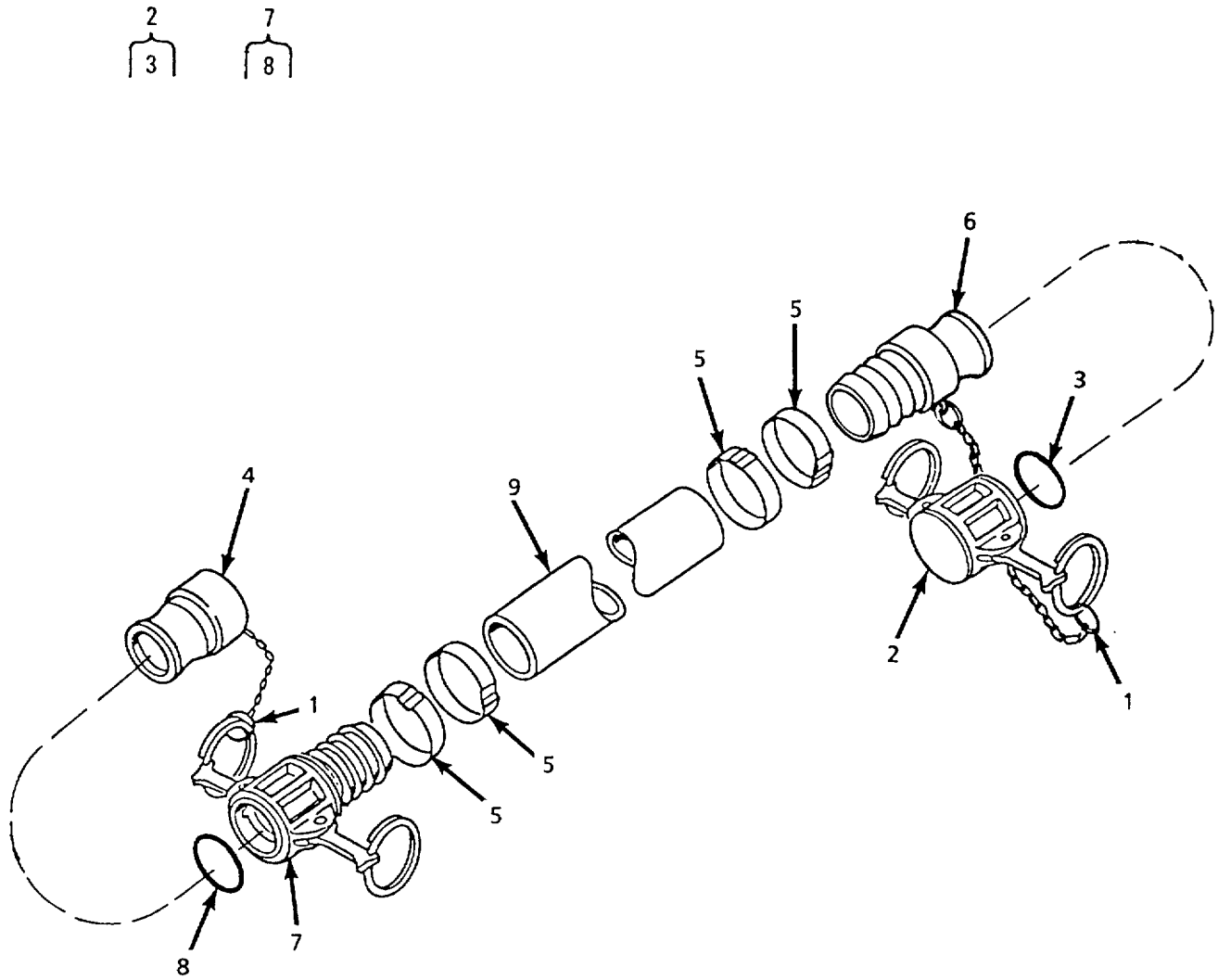


Figure 40. Suction Hose, 2-inch x 20 ft

SECTION II

TM 10-4610-234-23P

(1) ITEM NO	(2) SMR CODE	(3) NSN	(4) CAGEC	(5) PART NUMBER	(6) DESCRIPTION AND USABLE ON CODES (UOC)	(7) QTY
					GROUP 07	125 GPM CONNECTION KIT
					FIG. 40	SUCTION HOSE, 2 INCH X 20 FT.
1	PAOZZ	5325009265411	81718	H01434M	..RING, RETAINING	2
2	PAOZZ	4730006499100	96906	MS27028-11	..CAP, QUICK DISCONNEC	1
3	PAOZZ	5330006122414	96906	MS27030-6	...GASKET	1
4	PAOZZ	4730009155127	96906	MS27029-11	..PLUG, QUICK DISCONN	1
5	PAOZZ	4730013871304	70847	J230	..CLAMP, HOSE	4
6	PAOZZ	4730009387996	96906	MS27021-11	..COUPLING HALF, QUICK	1
7	PAOOZ	4730003600943	96906	MS27025-11	..COUPLING HALF, QUICK	1
8	PAOZZ	5330006122414	96906	MS27030-6	...GASKET.....	1
9	XDOZZ		90598	25005-2	..HOSE, RUBBER, DISCH 2-INCH NOM..... SIZE, 20 FT. LONG, POTABLE WATER	1

END OF FIGURE

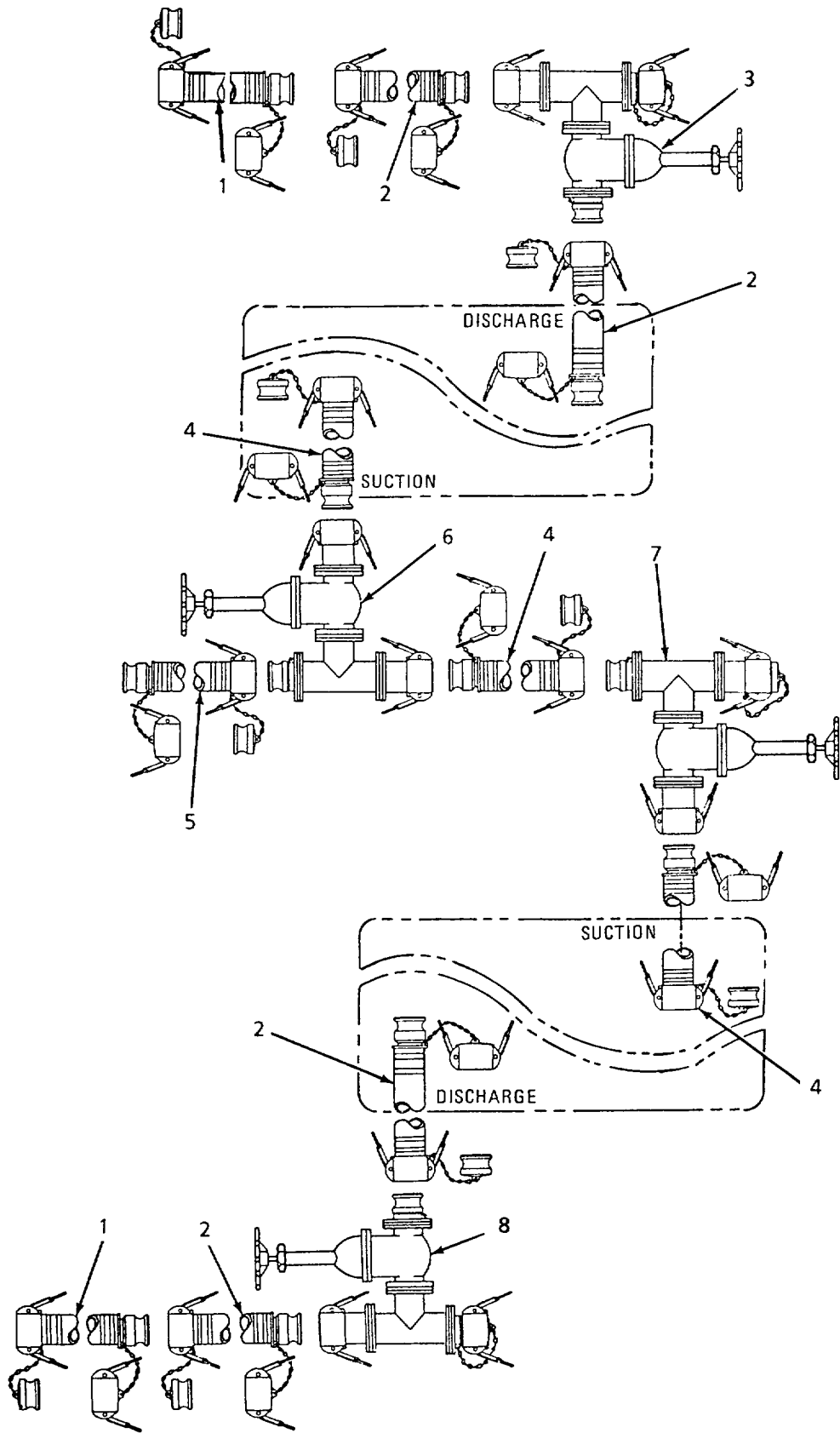


Figure 41. Dual Tank Connection Kit

SECTION II

TM 10-4610-234-23P

(1) ITEM NO	(2) SMR CODE	(3) NSN	(4) CAGEC	(5) PART NUMBER	(6) DESCRIPTION AND USABLE ON CODES (UOC)	(7) QTY
					GROUP 09	DUAL TANK CONNECTION KIT
					FIG. 41	DUAL TANK CONNECTION KIT
1	PAOOZ	4720011634682	97403	13225E9136-3	.HOSE ASSEMBLY, NONME	2
2	PAOOZ	4720011406288	97403	13225E9136-4	.HOSE ASSEMBLY, NONME	4
3	AOOOO		97403	13225E9114-Y2	.TEE & GATE V ASSY	1
4	PAOOZ	4720011635089	97403	13225E9135-4	.HOSE ASSEMBLY, NONME	3
5	PAOOZ	4720011634685	97403	13225E9135-3	.HOSE ASSEMBLY, NONME	1
6	AOOOO		97403	13225E9114-Y5	.TEE & GATE V ASSY	1
7	AOOOO		97403	13225E9114-Y6	.TEE & GATE V ASSY	1
8	AOOOO		97403	13225E9114-Y1	.TEE & GATE V ASSY	1

END OF FIGURE

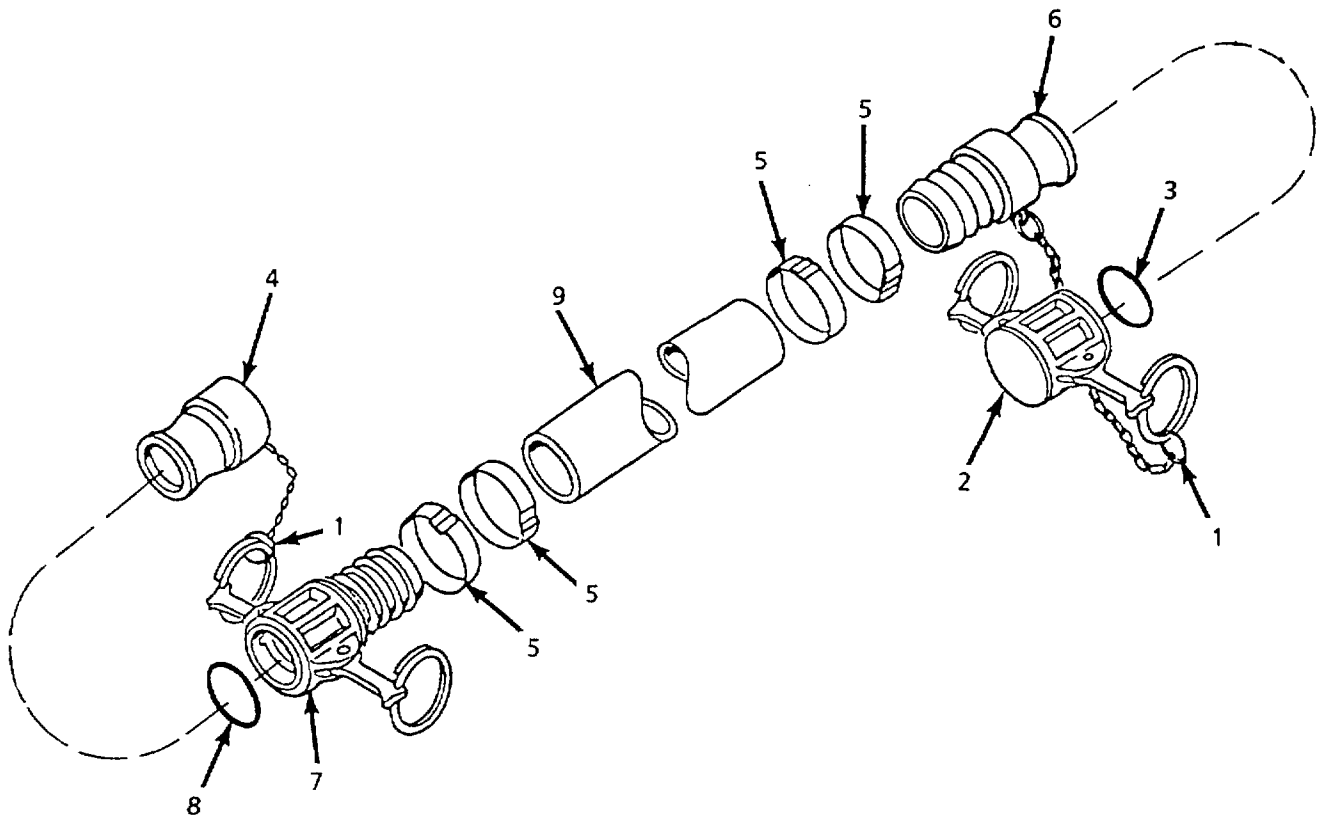


Figure 42. Discharge Hose, 4-inch x 10 ft

SECTION II

TM 10-4610-234-23P

(1) ITEM NO	(2) SMR CODE	(3) NSN	(4) CAGEC	(5) PART NUMBER	(6) DESCRIPTION AND USABLE ON CODES (UOC)	(7) QTY
					GROUP 09	
					FIG. 42	
					DUAL TANK CONNECTION KIT	
					DISCHARGE HOSE, 4 INCH X 10 FT.	
1	PAOZZ	5325009265411	81718	H01434M	..RING, RETAINING	2
2	PAOOZ	4730006406156	96906	MS27028-17	..CAP, QUICK DISCONNEC	1
3	PAOZZ	5330008994509	96906	MS27030-9	...GASKET	1
4	PAOZZ	4730006406188	96906	MS27029-17	..PLUG, QUICK DISCONN	1
5	PAOZZ	4730000782519	70847	J215	..CLAMP, HOSE	4
6	PAOZZ	4730006497388	96906	MS27021-17	..COUPLING HALF, QUICK	1
7	PAOZZ	4730012359769	96906	MS27025-17	..COUPLING HALF, QUICK	1
8	PAOZZ	5330008994509	96906	MS27030-9	...GASKET.....	1
9	XDOZZ		90598	25006-3	..HOSE, RUBBER, DISCH 4-INCH NOM SIZE, 10 FT. LONG	1

END OF FIGURE

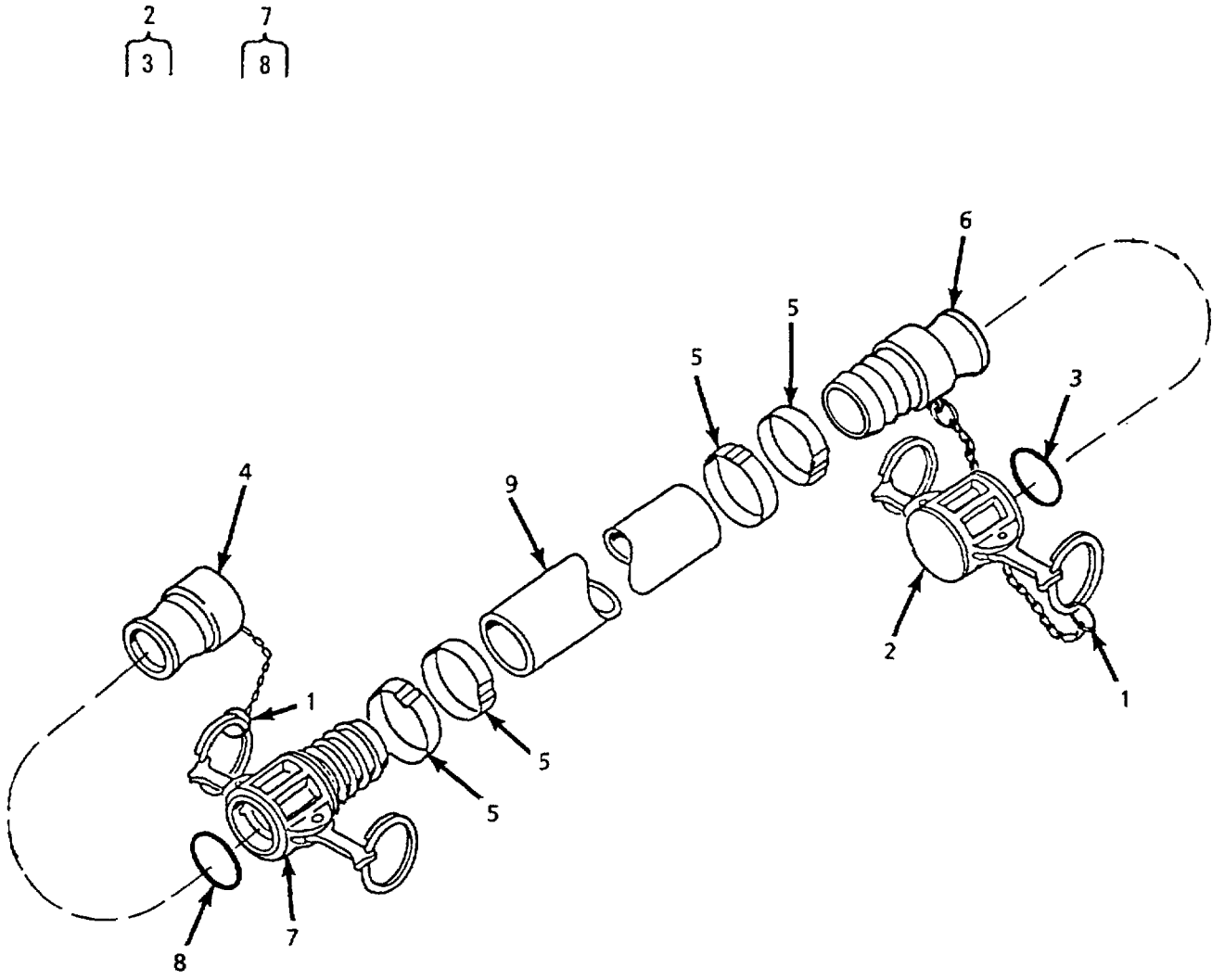


Figure 43. Discharge Hose, 4-inch x 20 ft

SECTION II

TM 10-4610-234-23P

(1) ITEM NO	(2) SMR CODE	(3) NSN	(4) CAGEC	(5) PART NUMBER	(6) DESCRIPTION AND USABLE ON CODES (UOC)	(7) QTY
					GROUP 09	
					DISCHARGE HOSE, 4 INCH X 20 FT.	
					FIG. 43	
					DUAL TANK CONNECTION KIT	
1	PAOZZ	5325009265411	81718	H01434M	..RING, RETAINING	2
2	PAOOZ	4730006406156	96906	MS27028-17	..CAP, QUICK DISCONNEC	1
3	PAOZZ	5330008994509	96906	MS27030-9	...GASKET	1
4	PAOZZ	4730006406188	96906	MS27029-17	..PLUG, QUICK DISCONN	1
5	PAOZZ	4730000782519	70847	J215	..CLAMP, HOSE	4
6	PAOZZ	4730006497388	96906	MS27021-17	..COUPLING HALF, QUICK	1
7	PAOZZ	4730012359769	96906	MS27025-17	..COUPLING HALF, QUICK	1
8	PAOZZ	5330008994509	96906	MS27030-9	...GASKET.....	1
9	XDOZZ		90598	25006-4	..HOSE, RUBBER, DISCH 4-INCH NOM..... SIZE, 20 FT. LONG	1

END OF FIGURE

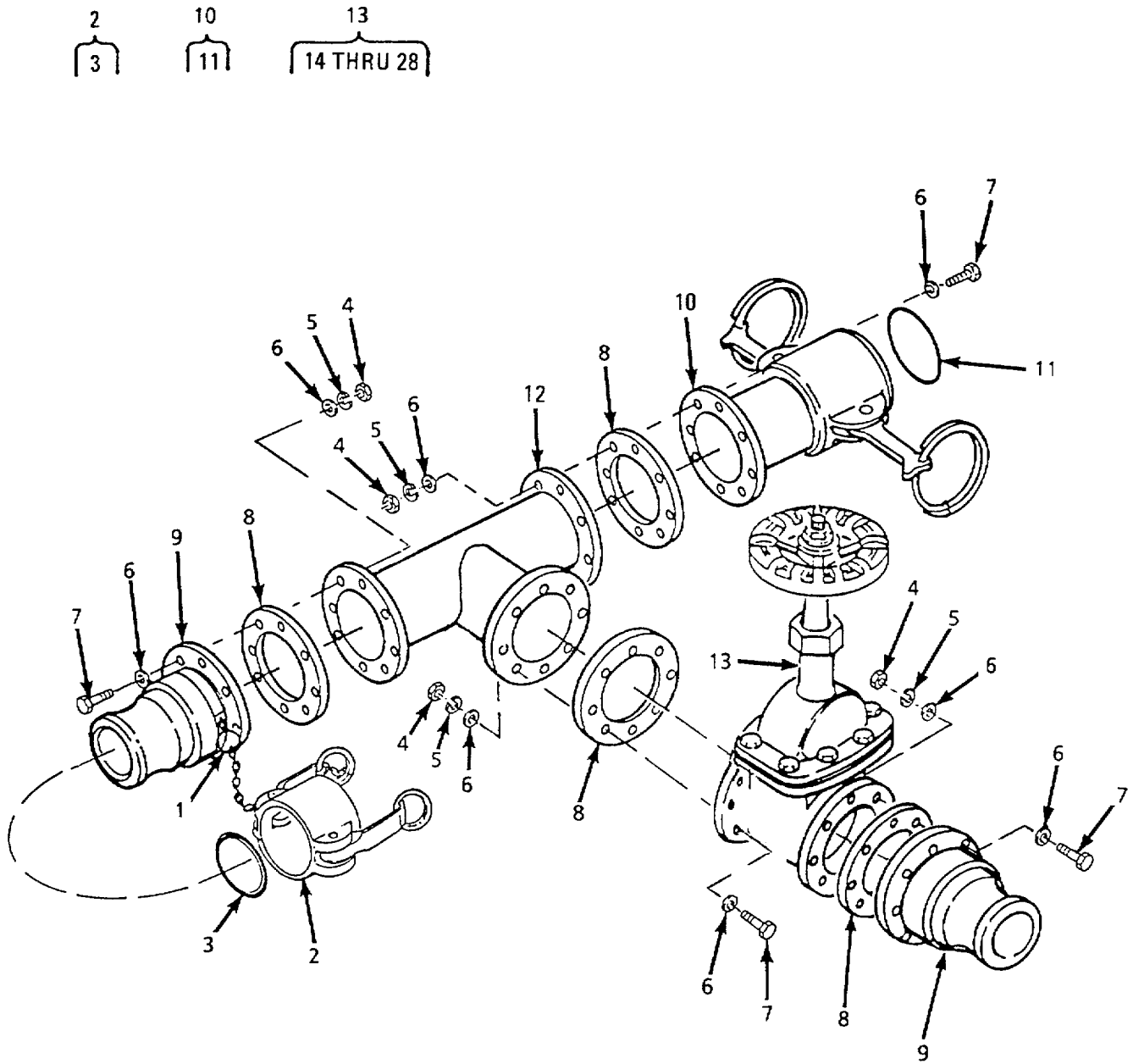


Figure 44. Tee and Gate Valve Assembly, 4-inch (Sheet 1 of 8)

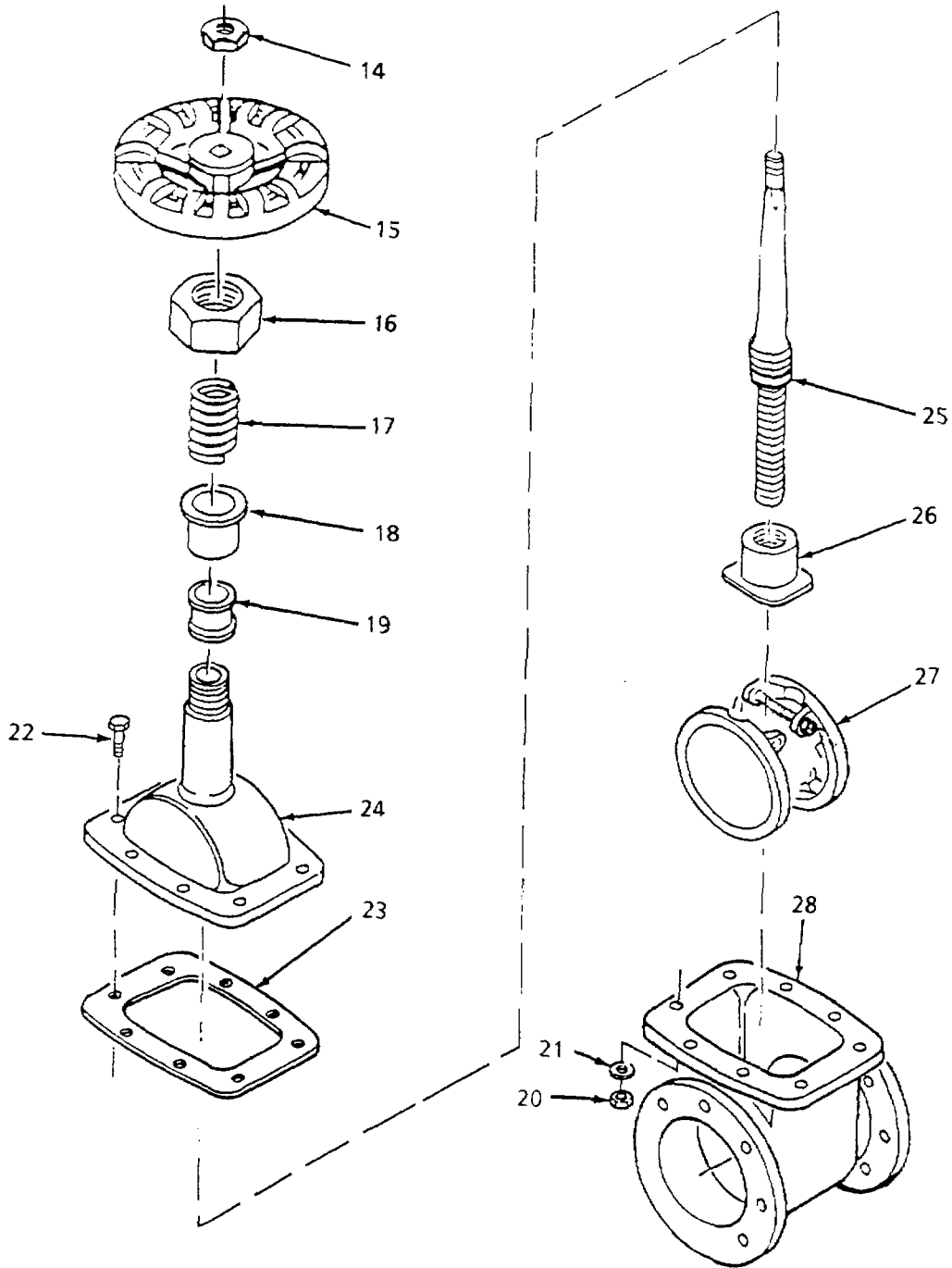


Figure 44. Tee and Gate Valve Assembly, 4-inch (Sheet 2 of 8)

- 30
- 31
- 38
- 39
- 41
- 42 THRU 56

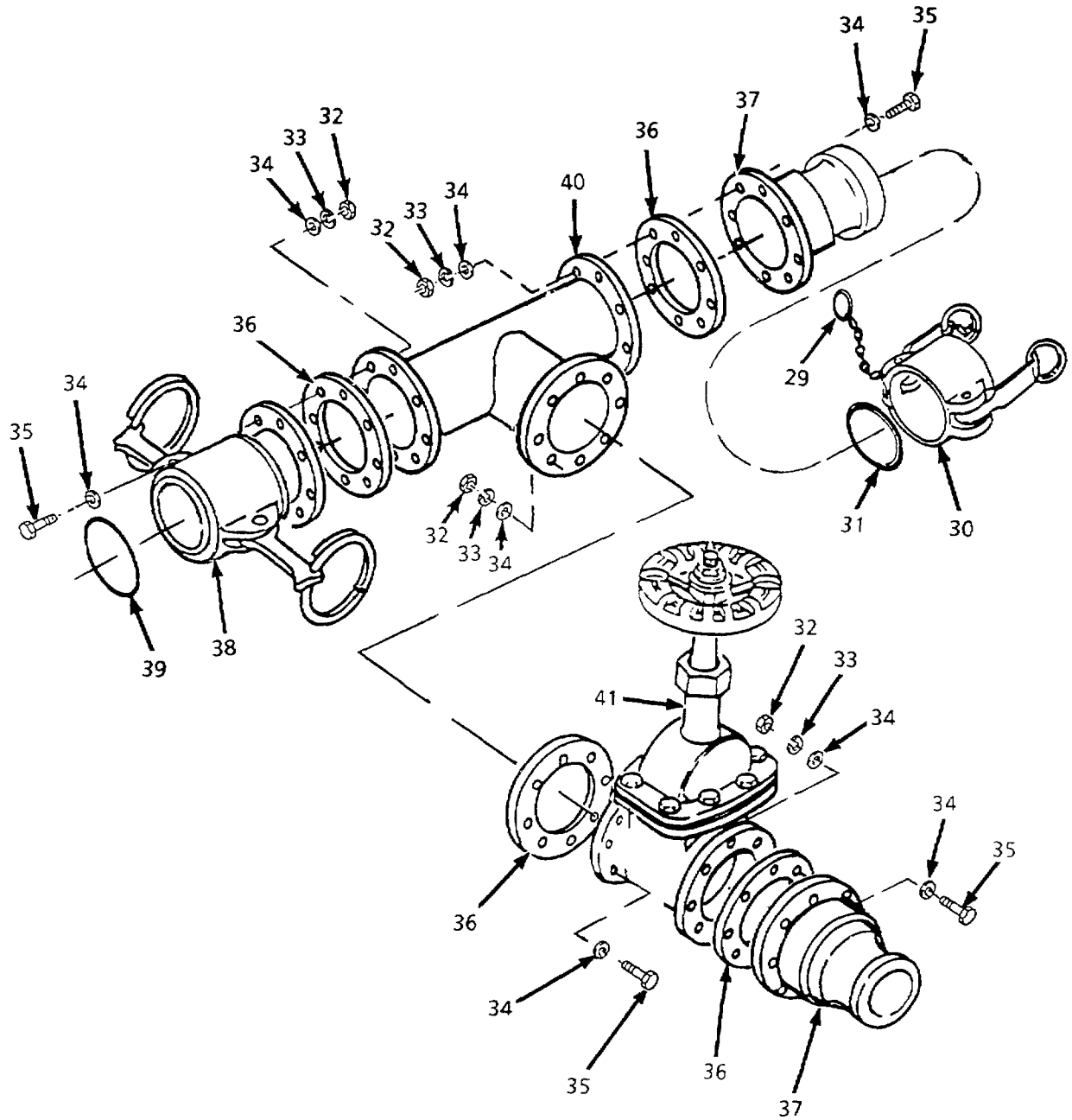


Figure 44. Tee and Gate Valve Assembly, 4-inch (Sheet 3 of 8)

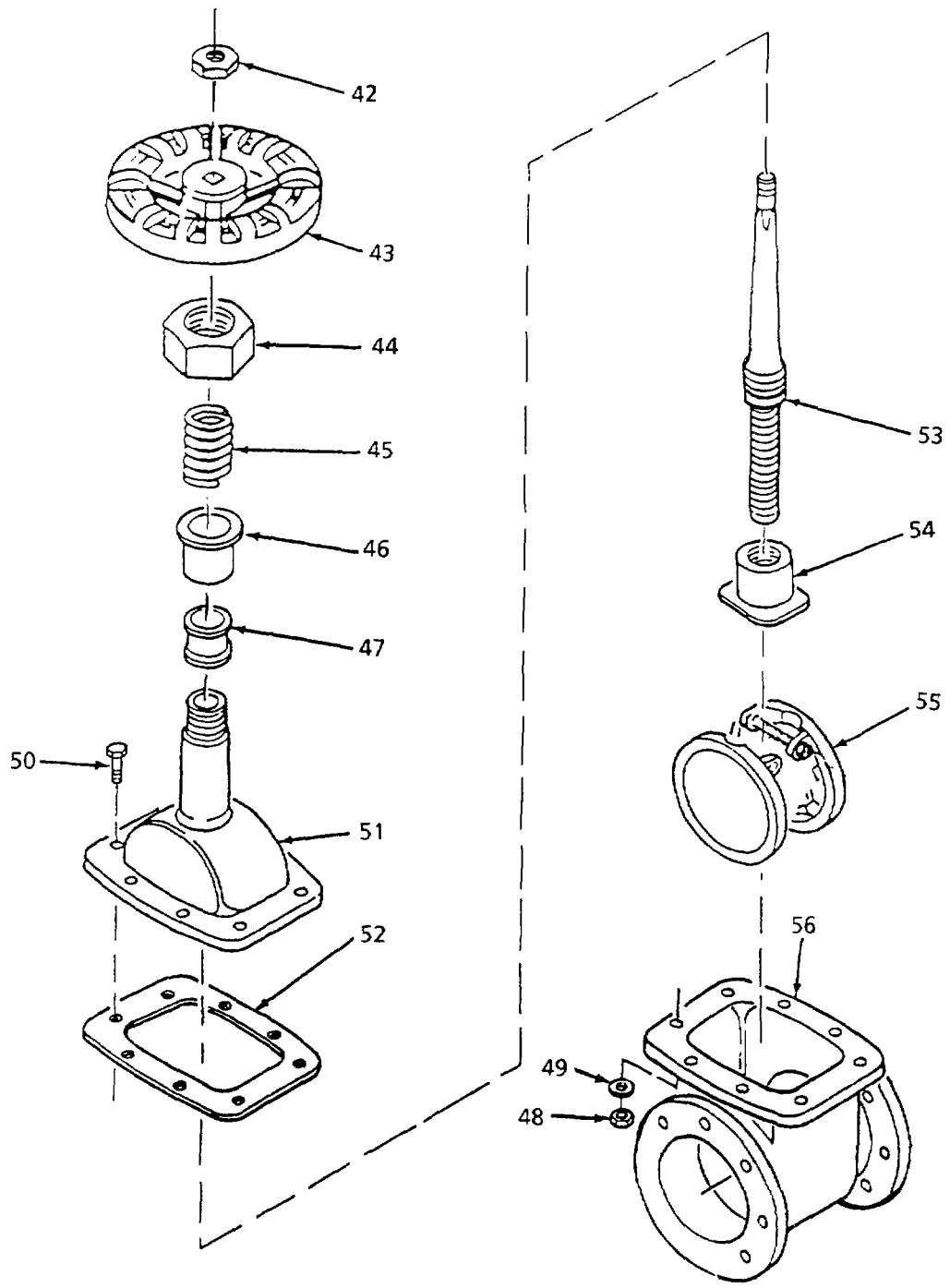


Figure 44. Tee and Gate Valve Assembly, 4-inch (Sheet 4 of 8)

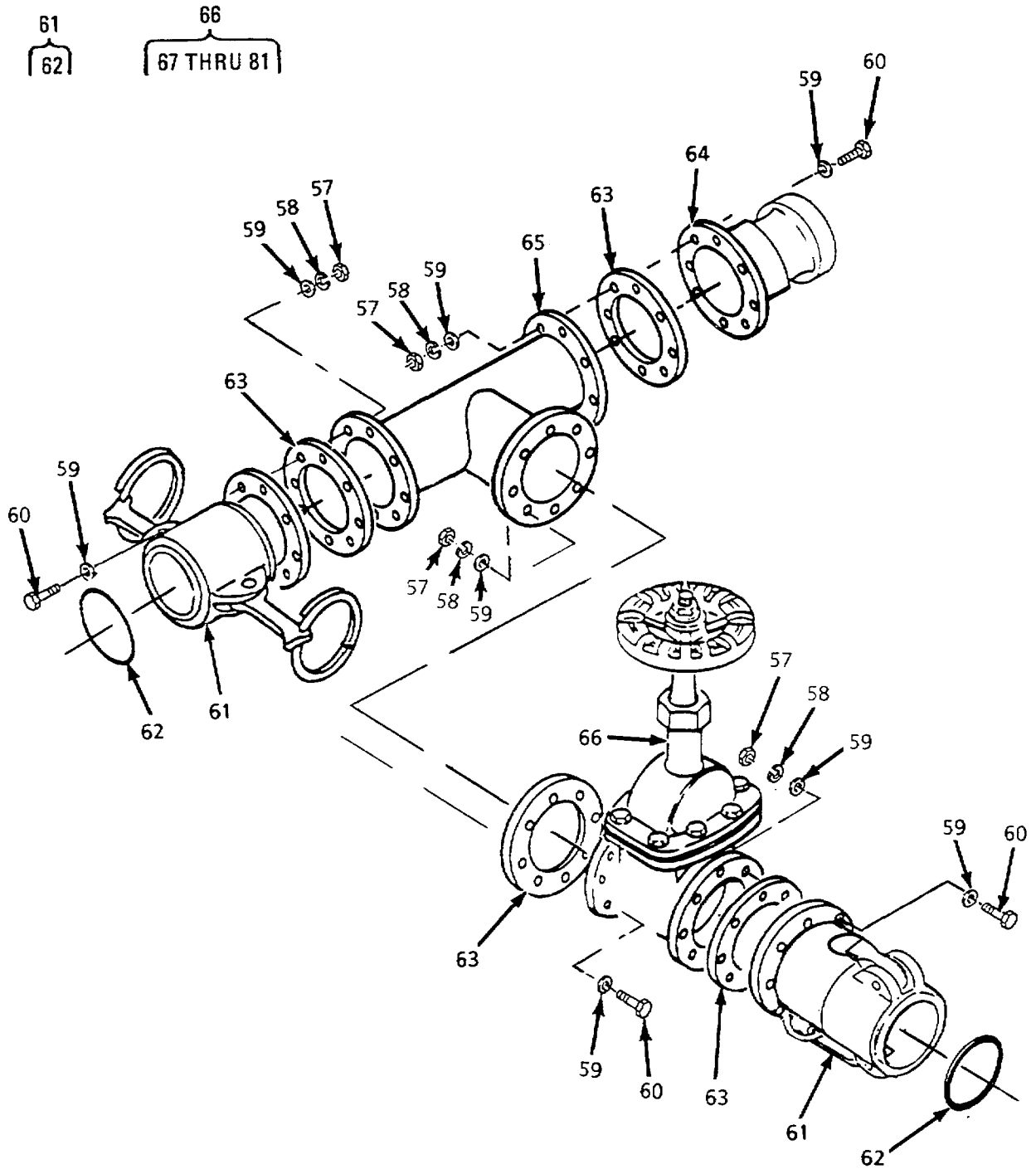


Figure 44. Tee and Gate Valve Assembly, 4-inch (Sheet 5 of 8)

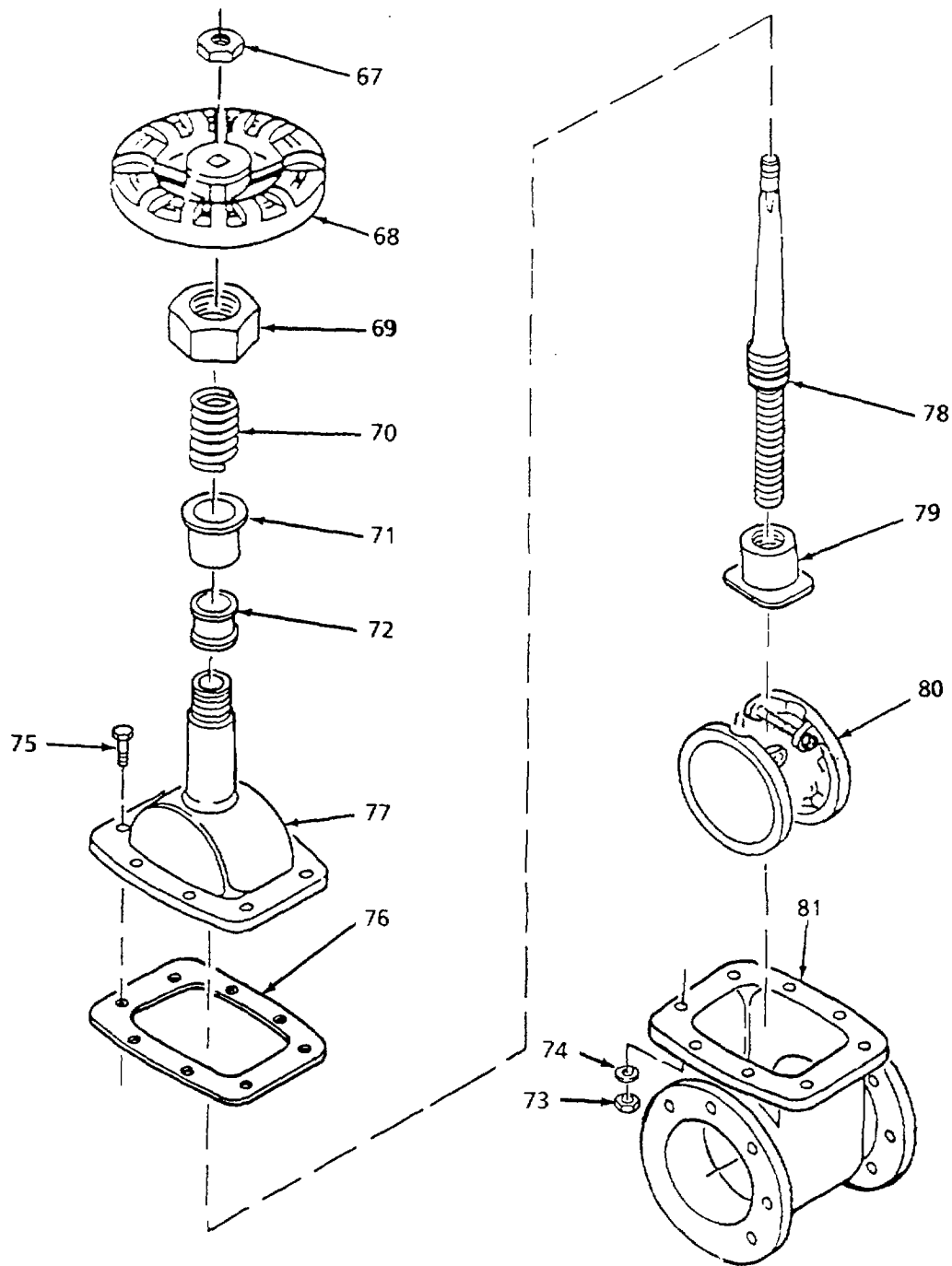


Figure 44. Tee and Gate Valve Assembly, 4-inch (Sheet 6 of 8)

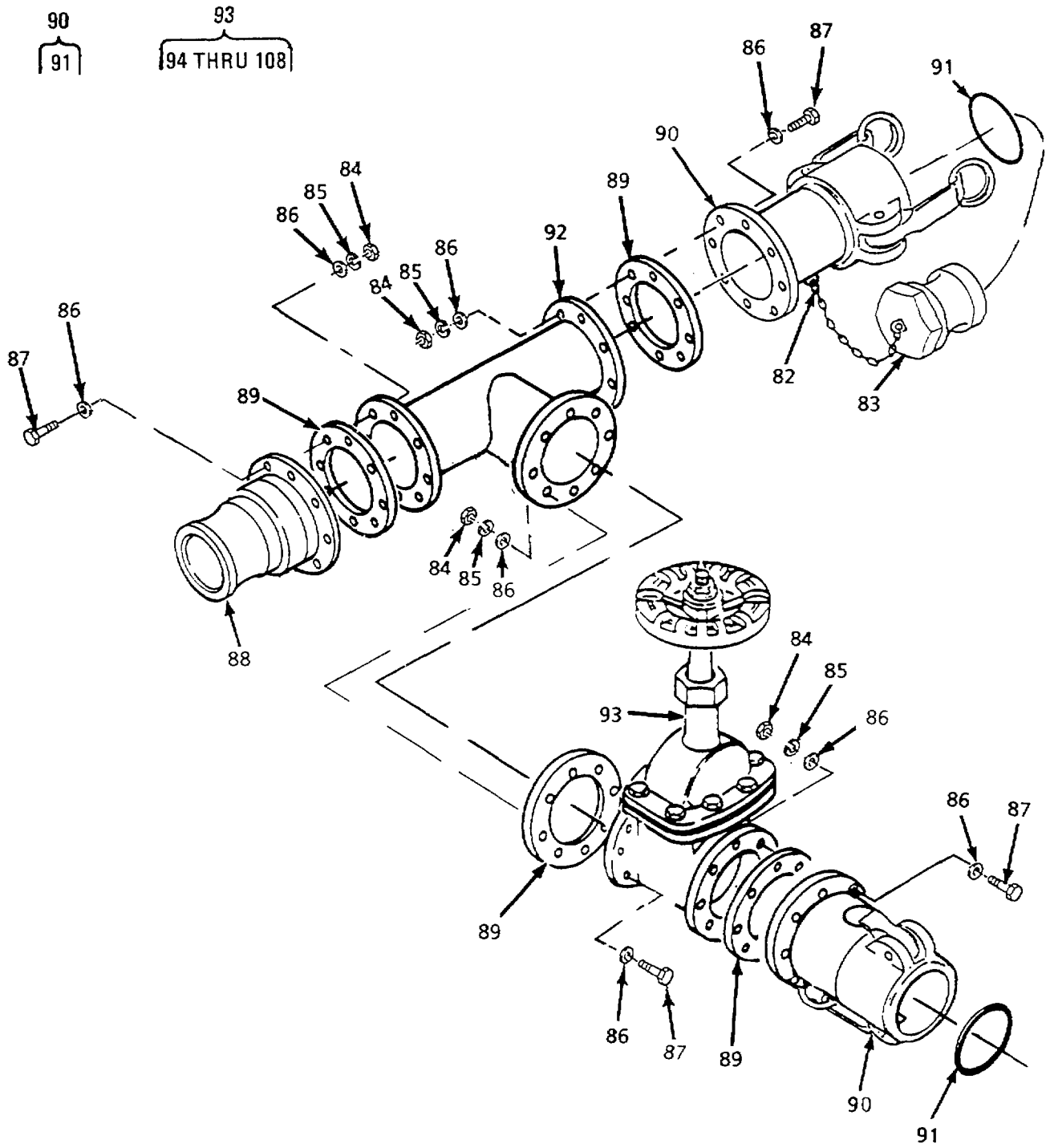


Figure 44. Tee and Gate Valve Assembly, 4-inch (Sheet 7 of 8)

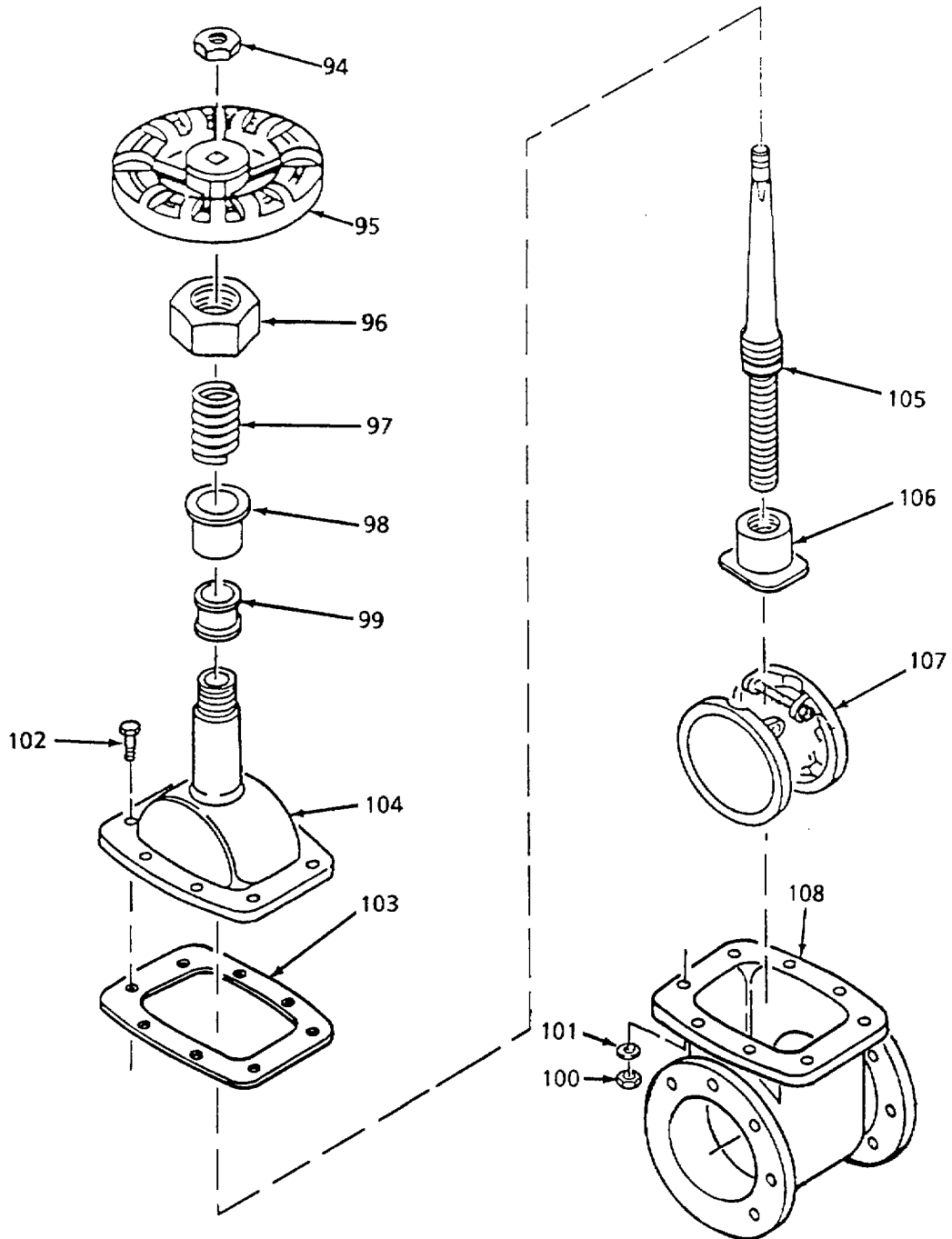


Figure 44. Tee and Gate Valve Assembly, 4-inch (Sheet 8 of 8)

SECTION II

TM 10-4610-234-23P

(1) ITEM NO	(2) SMR CODE	(3) NSN	(4) CAGEC	(5) PART NUMBER	(6) DESCRIPTION AND USABLE ON CODES (UOC)	(7) QTY
					GROUP 09	
					DUAL TANK CONNECTION KIT	
					FIG. 44	
					TEE AND GATE VALVE ASSEMBLY, 4 INCH	
1	PAOZZ	5325009265411	81718	H01434M	..RING, RETAINING	1
2	PAOOZ	4730006406156	96906	MS27028-17	..CAP, QUICK DISCONNEC	1
3	PAOZZ	5330008994509	96906	MS27030-9	..GASKET.....	1
4	PAOZZ	5310007320558	96906	MS51967-8	..NUT, PLAIN, HEXAGON	32
5	PAOZZ	5310006379541	96906	MS35338-46	..WASHER, LOCK	32
6	PAOZZ	5310000806004	96906	MS27183-14	..WASHER, FLAT	64
7	PAOZZ	5305008213869	80204	B1821BH038C175N	..SCREW, CAP, HEXAGON H	32
8	PAOZZ	5330011411864	97403	13220E1069-1	..GASKET.....	4
9	PAOZZ	4730008405347	96906	MS27023-17	..COUPLING HALF, QUICK	2
10	PAOZZ	4730008405348	96906	MS27027-17	..COUPLING HALF, QUICK	1
11	PAOZZ	5330008994509	96906	MS27030-9	..GASKET	1
12	XDOZZ	4730008405346	97403	13216E8243	..TEE, FLANGE	1
13	PAOOZ	4820011590439	97403	13220E1071	..VALVE, GATE	1
14	PAOZZ	5310013815740	76364	31112-H	..NUT, PLAIN, ROUND	1
15	PAOZZ	5340006530353	76364	7660-L	..HANDWHEEL	1
16	PAOZZ	4730006846556	76364	2855-L	..PACKING NUT.....	1
17	PAOZZ	5360011946069	76364	70171-N	..SPRING, HELICAL, COMP	1
18	PAOZZ	5330003675005	76364	363-H	..RETAINER, PACKING	1
19	PAOZZ	5330004003513	76364	65107-K	..PACKING	1
20	PAOZZ	5310010779426	76364	3198-C	..NUT.....	8
21	PAOZZ	5310010779647	76364	38084-C	..WASHER, LOCK	8
22	PAOZZ	5305010796771	76364	4256-L-630	..SCREW, CAP, HEXAGON H	8
23	PAOZZ	5330011973583	76364	66173-N	..GASKET.....	1
24	XAOZZ		76364	23194-N	..BONNETT, VALVE	1
25	PAOZZ	4820013523694	76364	26264-N	..STEM, FLUID VALVE	1
26	PAOZZ	5310013546405	76364	3042-N	..NUT, PLAIN, PLATE	1
27	PAOZZ	4820013519736	76364	84168-N	..DISK, VALVE	1
28	XAOZZ		76364	2093-N	..BODY	1
29	PAOZZ	5325009265411	81718	H01434M	..RING, RETAINING	1
30	PAOOZ	4730006406156	96906	MS27028-17	..CAP, QUICK DISCONNEC	1
31	PAOZZ	5330003994509	96906	MS27030-9	..GASKET.....	1
32	PAOZZ	5310007320558	96906	MS51967-8	..NUT, PLAIN, HEXAGON	32
33	PAOZZ	5310006379541	96906	MS35338-46	..WASHER, LOCK	32
34	PAOZZ	5310000806004	96906	MS27183-14	..WASHER, FLAT	64
35	PAOZZ	5305008213869	80204	B1821BH038C175N	..SCREW, CAP, HEXAGON H	32
36	PAOZZ	5330011411864	97403	13220E1069-1	..GASKET	4
37	PAOZZ	4730008405347	96906	MS27023-17	..COUPLING HALF, QUICK	2
38	PAOZZ	4730008405348	96906	MS27027-17	..COUPLING HALF, QUICK	1
39	PAOZZ	5330008994509	96906	MS27030-9	..GASKET.....	1
40	XDOZZ	4730008405346	97403	13216E8243	..TEE, FLANGE	1
41	PAOOZ	4820011590439	97403	13220E1071	..VALVE, GATE	1
42	PAOZZ	5310013815740	76364	31112-H	..NUT, PLAIN, ROUND	1
43	PAOZZ	5340006530353	76364	7660-L	..HANDWHEEL	1
44	PAOZZ	4730006846556	76364	2855-L	..PACKING NUT	1
45	PAOZZ	5360011946069	76364	70171-N	..SPRING, HELICAL, COMP	1
46	PAOZZ	5330003675005	76364	363-H	..RETAINER, PACKING	1

SECTION II

TM 10-4610-234-23P

(1) ITEM NO	(2) SMR CODE	(3) NSN	(4) CAGEC	(5) PART NUMBER	(6) DESCRIPTION AND USABLE ON CODES (UOC)	(7) QTY
47	PAOZZ	5330004003513	76364	65107-K	...PACKING	1
48	PAOZZ	5310010779426	76364	3198-C	...NUT	8
49	PAOZZ	5310010779647	76364	38084-C	...WASHER, LOCK	8
50	PAOZZ	5305010796771	76364	4256-L-630	...SCREW, CAP, HEXAGON H	8
51	XAOZZ		76364	23194-N	...BONNETT, VALVE	1
52	PAOZZ	5330011973583	76364	66173-N	...GASKET.....	1
53	PAOZZ	4820013523694	76364	26264-N	...STEM, FLUID VALVE	1
54	PAOZZ	5310013546405	76364	3042-N	...NUT, PLAIN, PLATE	1
55	PAOZZ	4820013519736	76364	84168-N	...DISK, VALVE	1
56	XAOZZ		76364	2093-N	...BODY	1
57	PAOZZ	5310007320558	96906	MS51967-8	..NUT, PLAIN, HEXAGON.....	32
58	PAOZZ	5310006379541	96906	MS35338-46	..WASHER, LOCK	32
59	PAOZZ	5310000806004	96906	MS27183-14	..WASHER, FLAT	64
60	PAOZZ	5305008213869	80204	B1821BH038C175N	..SCREW, CAP, HEXAGON H	32
61	PAOZZ	4730008405348	96906	MS27027-17	..COUPLING HALF, QUICK	2
62	PAOZZ	5330008994509	96906	MS27030-9	..GASKET.....	1
63	PAOZZ	5330011411864	97403	13220E1069-1	..GASKET.....	4
64	PAOZZ	4730008405347	96906	MS27023-17	..COUPLING HALF, QUICK	1
65	XDOZZ	4730008405346	97403	13216E8243	..TEE, FLANGE	1
66	PAOOZ	4820011590439	97403	13220E1071	..VALVE, GATE	1
67	PAOZZ	5310013815740	76364	31112-H	...NUT, PLAIN, ROUND	1
68	PAOZZ	5340006530353	76364	7660-L	...HANDWHEEL.....	1
69	PAOZZ	4730006846556	76364	2855-L	...PACKING NUT	1
70	PAOZZ	5360011946069	76364	70171-N	...SPRING, HELICAL, COMP	1
71	PAOZZ	5330003675005	76364	363-H	...RETAINER, PACKING	1
72	PAOZZ	5330004003513	76364	65107-K	...PACKING	1
73	PAOZZ	5310010779426	76364	3198-C	...NUT	8
74	PAOZZ	5310010779647	76364	38084-C	...WASHER, LOCK	8
75	PAOZZ	5305010796771	76364	4256-L-630	...SCREW, CAP, HEXAGON H	8
76	PAOZZ	5330011973583	76364	66173-N	...GASKET	1
77	XAOZZ		76364	23194-N	...BONNETT, VALVE	1
78	PAOZZ	4820013523694	76364	26264-N	...STEM, FLUID VALVE	1
79	PAOZZ	5310013546405	76364	3042-N	...NUT, PLAIN, PLATE	1
80	PAOZZ	4820013519736	76364	84168-N	...DISK, VALVE	1
81	XAOZZ		76364	2093-N	...BODY	1
82	PAOZZ	5325009265411	81718	H01434M	..RING, RETAINING	1
83	PAOZZ	4730006406188	96906	MS27029-17	..PLUG, QUICK DISCONNE	1
84	PAOZZ	5310007320558	96906	MS51967-8	..NUT, PLAIN, HEXAGON	32
85	PAOZZ	5310006379541	96906	MS35338-46	..WASHER, LOCK	32
86	PAOZZ	5310000806004	96906	MS27183-14	..WASHER, FLAT	64
87	PAOZZ	5305008213869	80204	B1821BH038C175N	..SCREW, CAP, HEXAGON H	32
88	PAOZZ	4730008405347	96906	MS27023-17	..COUPLING HALF, QUICK	1
89	PAOZZ	5330011411864	97403	13220E1069-1	..GASKET.....	4
90	PAOZZ	4730008405348	96906	MS27027-17	..COUPLING HALF, QUICK	2
91	PAOZZ	5330008994509	96906	MS27030-9	...GASKET.....	1
92	XDOZZ	4730008405346	97403	13216E8243	..TEE, FLANGE	1
93	PAOOZ	4820011590439	97403	13220E1071	..VALVE, GATE	1
94	PAOZZ	5310013815740	76364	31112-H	...NUT, PLAIN, ROUND.....	1
95	PAOZZ	5340006530353	76364	7660-L	...HANDWHEEL.....	1
96	PAOZZ	4730006846556	76364	2855-L	...PACKING NUT	1
97	PAOZZ	5360011946069	76364	70171-N	...SPRING, HELICAL, COMP	1
98	PAOZZ	5330003675005	76364	363-H	...RETAINER, PACKING	1

SECTION II

TM 10-4610-234-23P

(1) ITEM NO	(2) SMR CODE	(3) NSN	(4) CAGEC	(5) PART NUMBER	(6) DESCRIPTION AND USABLE ON CODES (UOC)	(7) QTY
99	PAOZZ	5330004003513	76364	65107-K	...PACKING	1
100	PAOZZ	5310010779426	76364	3198-C	...NUT	8
101	PAOZZ	5310010779647	76364	38084-C	...WASHER, LOCK	8
102	PAOZZ	5305010796771	76364	4256-L-630	...SCREW, CAP, HEXAGON H	8
103	PAOZZ	5330011973583	76364	66173-N	...GASKET	1
104	XAOZZ		76364	23194-N	...BONNETT, VALVE	1
105	PAOZZ	4820013523694	76364	26264-N	...STEM, FLUID VALVE	1
106	PAOZZ	5310013546405	76364	3042-N	...NUT, PLAIN, PLATE	1
107	PAOZZ	4820013519736	76364	84168-N	...DISK, VALVE	1
108	XAOZZ		76364	2093-N	...BODY	1

END OF FIGURE

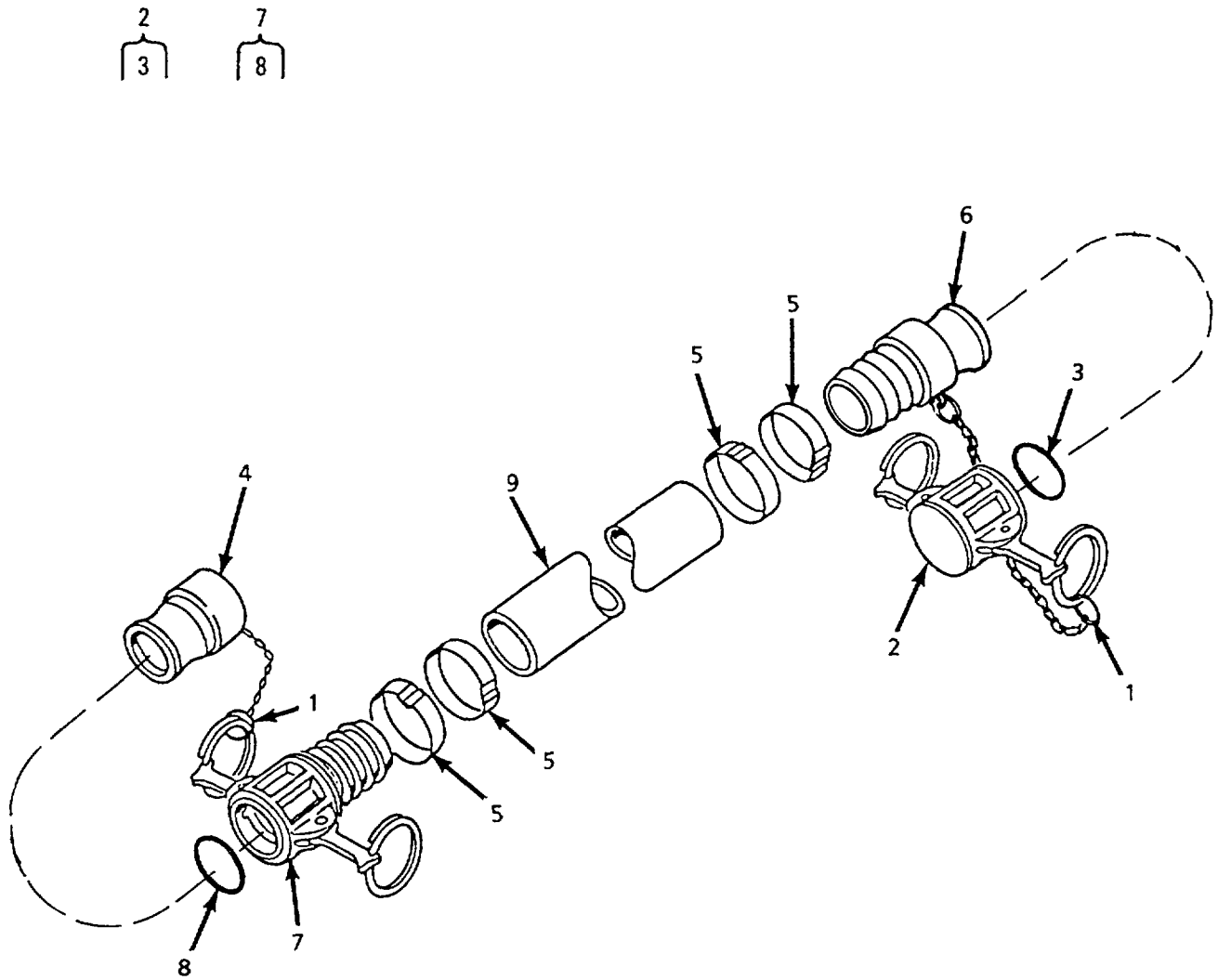


Figure 45. Suction Hose, 4-inch x 20 ft

SECTION II

TM 10-4610-234-23P

(1) ITEM NO	(2) SMR CODE	(3) NSN	(4) CAGEC	(5) PART NUMBER	(6) DESCRIPTION AND USABLE ON CODES (UOC)	(7) QTY
					GROUP 09	
						DUAL TANK CONNECTION KIT
					FIG. 45	SUCTION HOSE, 4 INCH X 20 FT.
1	PAOZZ	5325009265411	81718	H01434M	..RING, RETAINING	2
2	PAOOZ	4730006406156	96906	MS27028-17	..CAP, QUICK DISCONNEC	1
3	PAOZZ	5330008994509	96906	MS27030-9	...GASKET.....	1
4	PAOZZ	4730006406188	96906	MS27029-17	..PLUG, QUICK DISCONN	1
5	PAOZZ	4730000782519	70847	J215	..CLAMP, HOSE	4
6	PAOZZ	4730006497388	96906	MS27021-17	..COUPLING HALF, QUICK	1
7	PAOZZ	4730012359769	96906	MS27025-17	..COUPLING HALF, QUICK	1
8	PAOZZ	5330008994509	96906	MS27030-9	...GASKET	1
9	XDOZZ		90598	25005-4	..HOSE, RUBBER, DISCH 4-INCH NOM..... SIZE, 20 FT. LONG.....	1

END OF FIGURE

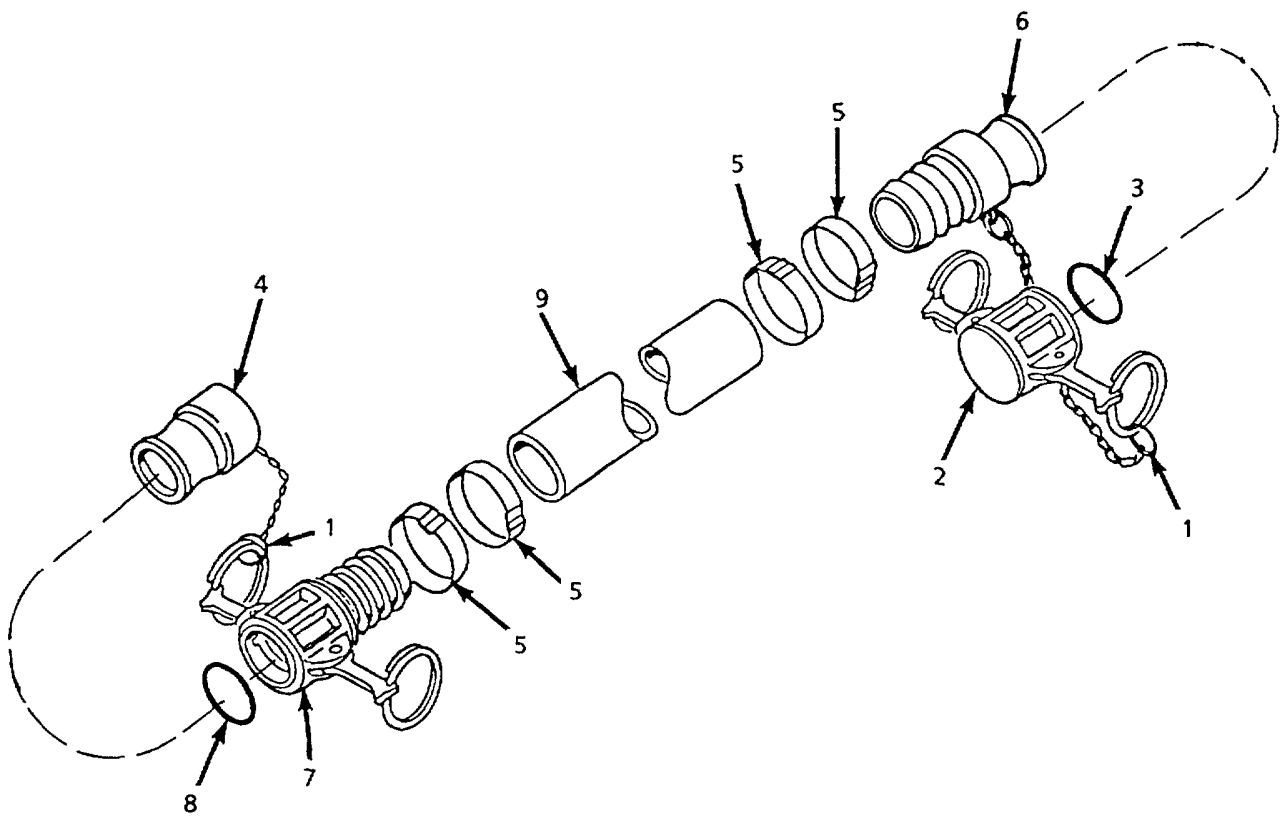
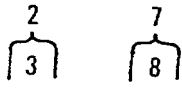


Figure 46. Suction Hose, 4-inch x 10 ft

SECTION II

TM 10-4610-234-23P

(1) ITEM NO	(2) SMR CODE	(3) NSN	(4) CAGEC	(5) PART NUMBER	(6) DESCRIPTION AND USABLE ON CODES (UOC)	(7) QTY
					GROUP 09	DUAL TANK CONNECTION KIT
					FIG. 46	SUCTION HOSE, 4 INCH X 10 FT.
1	PAOZZ	5325009265411	81718	H01434M	..RING, RETAINING	2
2	PAOOZ	4730006406156	96906	MS27028-17	..CAP, QUICK DISCONNEC	1
3	PAOZZ	5330008994509	96906	MS27030-9	...GASKET	1
4	PAOZZ	4730006406188	96906	MS27029-17	..PLUG, QUICK DISCONN.....	1
5	PAOZZ	4730000782519	70847	J215	..CLAMP, HOSE	4
6	PAOZZ	4730006497388	96906	MS27021-17	..COUPLING HALF, QUICK	1
7	PAOZZ	4730012359769	96906	MS27025-17	..COUPLING HALF, QUICK	1
8	PAOZZ	5330008994509	96906	MS27030-9	...GASKET.....	1
9	XDOZZ		90598	25005-3	..HOSE, RUBBER, DISCH 4-INCH NOM..... SIZE, 10 FT. LONG.....	1

END OF FIGURE

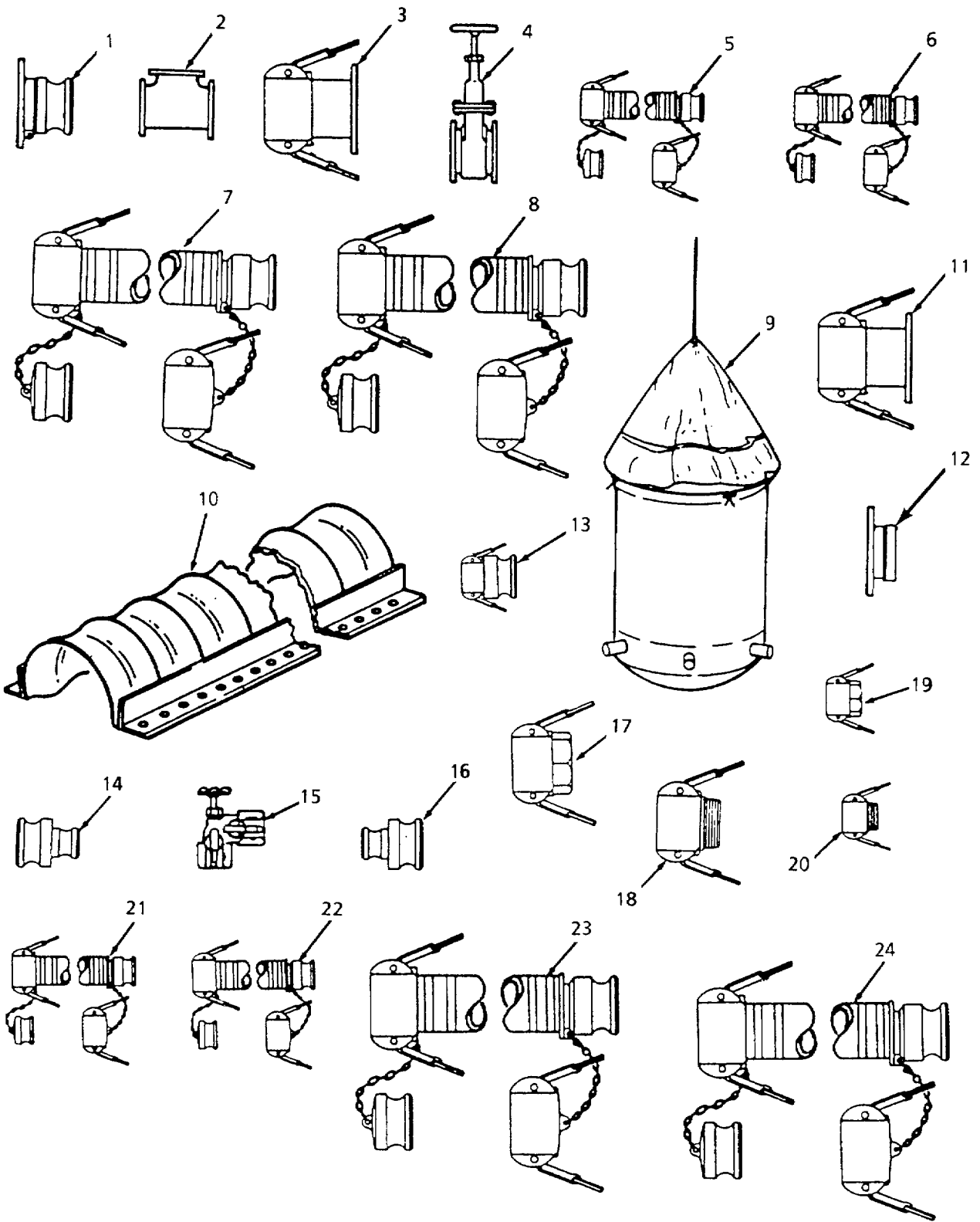


Figure 47. Accessory Kit (Sheet 1 of 2)

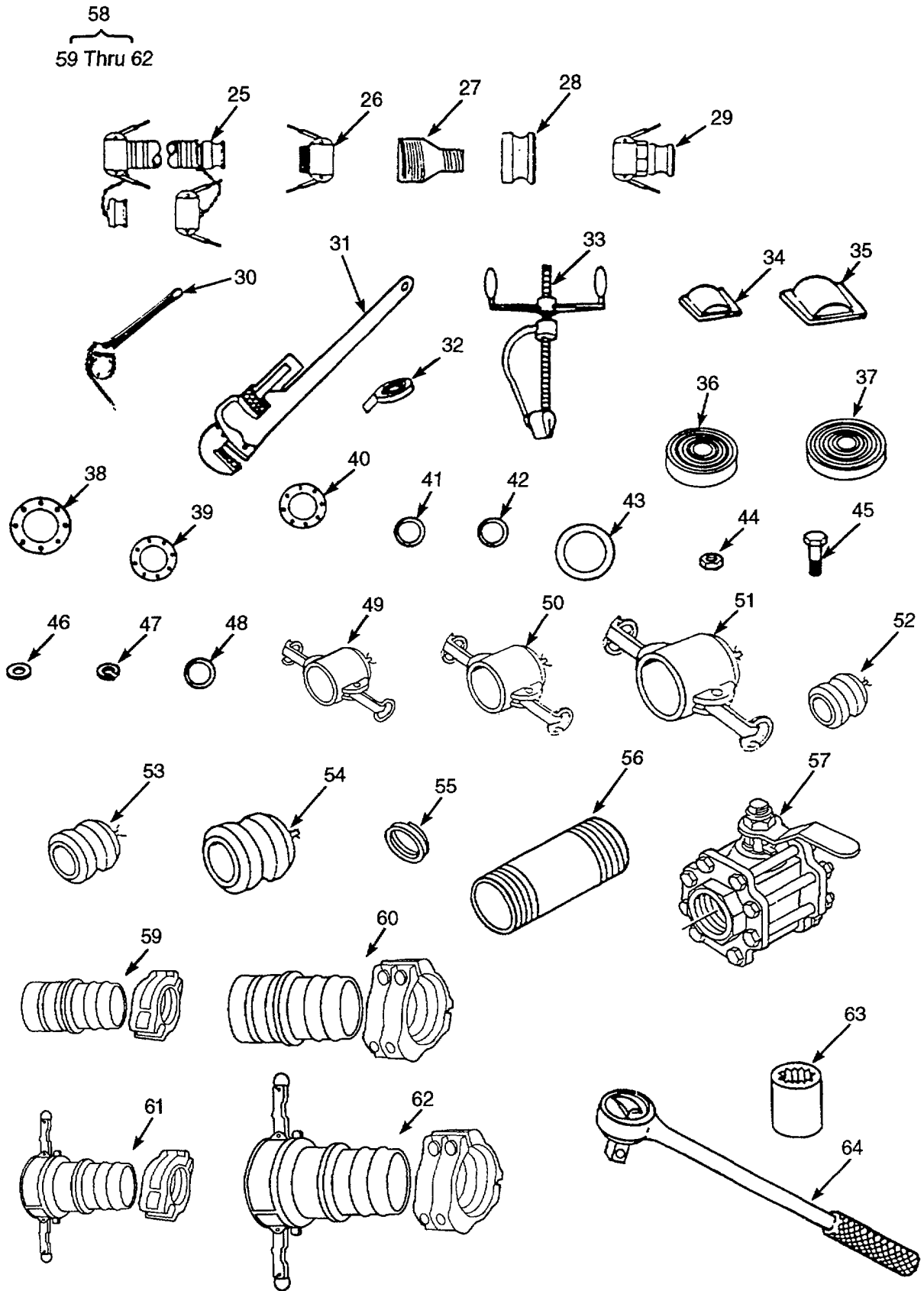


Figure 47. Accessory Kit (Sheet 2 of 2)

SECTION II

TM 10-4610-234-23P

(1) ITEM NO	(2) SMR CODE	(3) NSN	(4) CAGEC	(5) PART NUMBER	(6) DESCRIPTION AND USABLE ON CODES (UOC)	(7) QTY
					GROUP 11	ACCESSORY KIT
					FIG. 47	ACCESSORY KIT
1	PAOZZ	4730008405347	96906	MS27023-17	.COUPLING HALF, QUICK	2
2	XDOZZ	4730008405346	97403	13216E8243	.TEE, FLANGE	2
3	PAOZZ	4730008405348	96906	MS27027-17	.COUPLING HALF, QUICK	2
4	PAOFZ	4820011590439	76364	5551-001 4IN	.VALVE, GATE	2
5	PAOOZ	4720011388986	97403	13225E9136-2	.HOSE ASSEMBLY, NONME	4
6	PAOOZ	4720011634684	97403	13225E9135-2	.HOSE ASSEMBLY, NONME	3
7	PAOOZ	4720011406288	97403	13225E9136-4	.HOSE ASSEMBLY, NONME	6
8	PAOOZ	4720011635089	97403	13225E9135-4	.HOSE ASSEMBLY, NONME	5
9	PAOZZ	4610002689890	81349	MILB273	.BAG, WATER STERILIZI	2
					UOC : ESC	
10	PAOZZ	3835009679029	97403	13200E4793	.GUARD, ROADWAY CROSS	1
11	PAOZZ	4730009836789	96906	MS27027-19	.COUPLING HALF, QUICK	1
12	PAOZZ	4730013832318	79154	45A	.ADAPTER, STRAIGHT, FL 6-INCH SIZE,	1
					ALUMINUM	
13	PAOZZ	4730000680393	96906	MS49000-23	.REDUCER, QUICK DISCO	2
14	PAOZZ	4730009351613	96906	MS39352-19	.NIPPLE, QUICK-DISCON	2
15	PAOZZ	4820011676550	97403	13219E0491	.VALVE, ANGLE	2
16	PAOZZ	4730010091735	96906	MS39352-9	.NIPPLE, QUICK-DISCON	2
17	PAOZZ	4730000889286	96906	MS27024-17	.COUPLING HALF, QUICK	5
18	PAOZZ	4730006499118	96906	MS27026-17	.COUPLING HALF, QUICK	4
19	PAOZZ	4730006499103	96906	MS27024-11	.COUPLING HALF, QUICK	2
20	PAOZZ	4730000889285	96906	MS27026-11	.COUPLING HALF, QUICK	2
21	PAOOZ	4720011635088	97403	13225E9136-1	.HOSE ASSEMBLY, NONME	3
22	PAOOZ	4720011634683	97403	13225E9135-1	.HOSE ASSEMBLY, NONME	2
23	PAOOZ	4720011634682	97403	13225E9136-3	.HOSE ASSEMBLY, NONME	4
24	PAOOZ	4720011634685	97403	13225E9135-3	.HOSE ASSEMBLY, NONME	1
25	PAOOZ	4720011748173	97403	13225E9136-11	.HOSE ASSEMBLY, NONME	3
26	PAOZZ	4730002031010	96906	MS27026-9	.COUPLING HALF, QUICK	1
27	PAOZZ	4730013818264	79154	52A6X4	.REDUCER, PIPE	2
28	PAOZZ	4730008400796	96906	MS27020-17	.COUPLING HALF, QUICK	2
29	PAOZZ	4730010798234	96906	MS49000-21	.REDUCER, QUICK DISCO	1
30	PEOZZ	5120013277086	50893	92680	.WRENCH, PIPE	1
					UOC : ESC, FKH	
31	PEOZZ	5120013430975	50893	31115	.WRENCH, PIPE	1
32	PAOZZ	8030008893534	81755	P5025-1	.TAPE, ANTISEIZING	6
33	PAOZZ	3540004453325	70847	C001	.SEALER, STEEL STRAPP	1
34	PAOZZ	5340002447325	70847	C254	.SEAL, STRAPPING	100
35	PAOZZ	5340002447327	70847	C256	.SEAL, STRAPPING	100
36	PAOZZ	5340002459438	76427	MCD4122ITEM6	.STRAPPING 100 FT PER ROLL	1
37	PAOZZ	5340002459440	70847	C206	.STRAPPING 100 FT PER ROLL	1
38	PAOZZ	5330011411864	97403	13220E1069-1	.GASKET	28
39	PAOZZ	5330011676542	97403	13220E1069-2	.GASKET	6
40	PAOZZ	5330011738301	97403	13220E1069-3	.GASKET	2
41	PAOZZ	5330008994509	96906	MS27030-9	.GASKET	16
42	PAOZZ	5330006122414	96906	MS27030-6	.GASKET	8
43	PAOZZ	5330004129780	96906	MS27030-10	.GASKET	2
44	PAOZZ	5310007320558	96906	MS51967-8	.NUT, PLAIN, HEXAGON	112

SECTION II

TM 10-4610-234-23P

(1) ITEM NO	(2) SMR CODE	(3) NSN	(4) CAGEC	(5) PART NUMBER	(6) DESCRIPTION AND USABLE ON CODES (UOC)	(7) QTY
45	PAOZZ	5305008213869	80204	B1821BH038C175N	.SCREW, CAP, HEXAGON H	112
46	PAOZZ	5310000806004	96906	MS27183-14	.WASHER, FLAT	224
47	PAOZZ	5310006379541	96906	MS35338-46	.WASHER, LOCK	112
48	PAOZZ	5330003600595	96906	MS27030-5	.GASKET.....	4
49	PAOZZ	4730008695246	96906	M527028-9	.CAP, QUICK DISCONNEC	6
					UOC : ESC	
49	PAOZZ	4730008695246	96906	MS27028-9	.CAP, QUICK DISCONNEC	1
					UOC : FKH, FLU	
50	PAOZZ	4730006499100	96906	MS27028-11	.CAP, QUICK DISCONNEC	12
					UOC : ESC	
50	PAOZZ	4730006499100	96906	MS27028-11	.CAP, QUICK DISCONNEC	2
					UOC : FKH, FLU	
51	PAOOZ	4730006406156	96906	MS27028-17	.CAP, QUICK DISCONNEC	18
					UOC : ESC	
51	PAOOZ	4730006406156	96906	MS27028-17	.CAP, QUICK DISCONNEC	4
					UOC : FKH, FLU	
52	PAOZZ	4730008235316	96906	MS27029-9	.PLUG, QUICK DISCONNEC	6
					UOC : ESC	
52	PAOZZ	4730008235316	96906	MS27029-9	.PLUG, QUICK DISCONNEC	1
					UOC : FKH, FLU	
53	PAOZZ	4730009155127	96906	MS27029-11	.PLUG, QUICK DISCONNEC	12
					UOC : ESC	
53	PAOZZ	4730009155127	96906	MS27029-11	.PLUG, QUICK DISCONNEC	1
					UOC : FKH, FLU	
54	PAOZZ	4730006406188	96906	MS27029-17	.PLUG, QUICK DISCONNEC	18
					UOC : ESC	
54	PAOZZ	4730006406188	96906	MS27029-17	.PLUG, QUICK DISCONNEC	4
					UOC : FKH, FLU	
55	PAOZZ	5325009265411	81718	H01434M	.RING, RETAINING	72
					UOC : ESC	
55	PAOZZ	5325009265411	81718	H01434M	.RING, RETAINING.....	7
					UOC : FKH, FLU	
56	PAOZZ	4730008259705	81346	ASTM B687	.NIPPLE, PIPE 4 INCH DIA X 6 INCH.....	1
					LONG, BRASS, EXTERNAL THREAD	
					UOC : FKH, FLU	
57	PAOOZ	4820012264836	92021	4-SP-A-40-S2B1	.VALVE, BALL	1
					UOC : FKH, FLU	
58	PFOOO	4730013810153	97403	13225E9147	.REPAIR KIT, HOSE	1
					UOC : FKH, FLU	
59	PAOOO	4730013803382	97403	13225E9157-1	..COUPLING HALF, QUICK 2 INCH HOSE REPAIR COUPLING	4
					UOC : FKH, FLU	
60	PAOOO	4730013812834	97403	13225E9157-3	..COUPLING HALF, QUICK 4 INCH HOSE REPAIR COUPLING	16
					UOC : FKH, FLU	
61	PAOOO	4730013810620	97403	13225E9158-1	..COUPLING HALF, QUICK 2 INCH HOSE TO FEMALE QDISC COUPLING	4
					UOC : FKH, FLU	
62	PAOOO	4730013860551	97403	13225E9158-3	..COUPLING HALF, QUICK 4 INCH HOSE TO FEMALE QDISC COUPLING	16
					UOC : FKH, FLU	
63	PEOZZ	5120001897932	76458	53 3118	..SOCKET, SOCKET WRENC 9/16 INCH,	1

SECTION II

TM 10-4610-234-23P

(1) ITEM NO	(2) SMR CODE	(3) NSN	(4) CAGEC	(5) PART NUMBER	(6) DESCRIPTION AND USABLE ON CODES (UOC)	(7) QTY
64	PEOZZ	5120005418444	55719	GL715	12 POINT, 1/2 INCH DRIVE..... UOC : FKH, FLU ..HANDLE, SOCKET WRENC 1/2 INCH DRIVE, REVERSIBLE RACHET UOC : FKH, FLU	1

END OF FIGURE

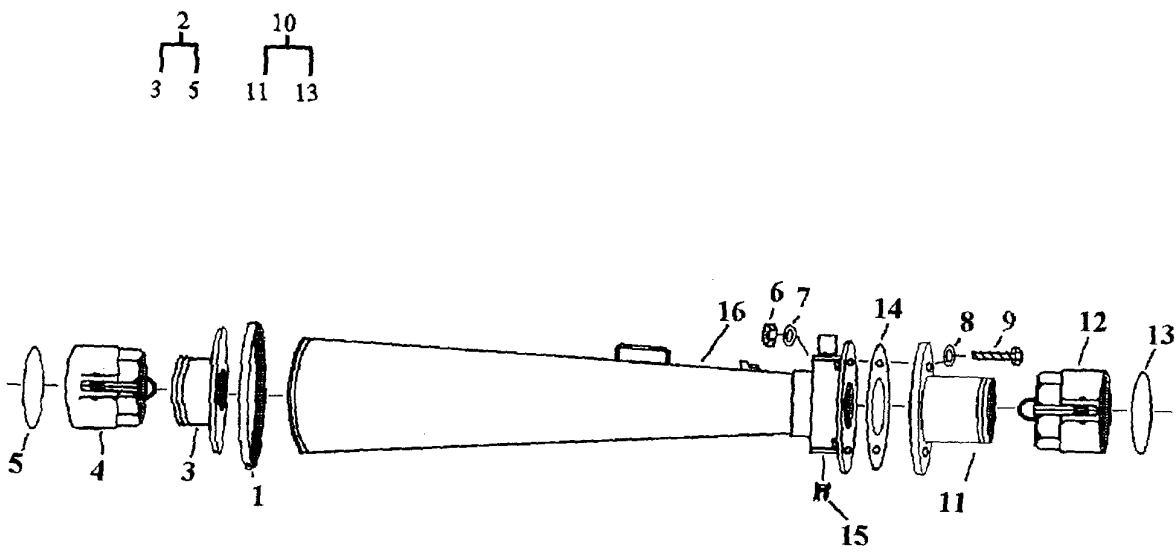


Figure 48. Air Ejector Assembly

SECTION II

TM 10-4610-234-23P

(1) ITEM NO	(2) SMR CODE	(3) NSN	(4) CAGEC	(5) PART NUMBER	(6) DESCRIPTION AND USABLE ON CODES (UOC)	(7) QTY
					GROUP 11 ACCESSORY	
					FIG. 48 AIR EJECTOR ASSEMBLY	
	XDOOO		97403	13230E5710	..AIR EJECTOR ASSY	1
					UOC : FLU	
1	XDOZZ		00671	998HH-0812	..CLAMP, RETAINING	1
					UOC : FLU	
2	XDOZZ		97403	13230E5708	..ADAPTOR ASSY, OUTLET	1
					UOC : FLU	
3	XDOZZ		97403	13230E5706	...ADAPTOR, OUTLET.....	1
					UOC : FLU	
4	PAOZZ	4730000889286	96906	MS27024-17	...COUPLING HALF, QUICK	1
					UOC : FLU	
5	PAOZZ	5330008994509	96906	MS27030-9	...GASKET	1
					UOC : FLU	
6	XDOZZ		96906	MS51967-8	..NUT	4
					UOC : FLU	
7	XDOZZ	5310012187137	96906	MS51415-7	..WASHER, LOCK	4
					UOC : FLU	
8	XDOZZ	5310007737618	96906	MS15795-814	..WASHER, FLAT	8
					UOC : FLU	
9	XDOZZ	5305008213869	80204	B1821BH038C175N	..SCREW, CAP, HEXAGON H	4
					UOC : FLU	
10	XDOZZ		97403	13230E5709	..ADAPTOR ASSY, INLET	1
					UOC : FLU	
11	XDOZZ		97403	13230E5707	...ADAPTOR, INLET	1
					UOC : FLU	
12	PAOZZ	4730000889286	96906	MS27024-17	...COUPLING HALF, QUICK	1
					UOC : FLU	
13	PAOZZ	5330008994509	96906	MS27030-9	...GASKET	1
					UOC : FLU	
14	PAOZZ	5330014292677	97403	13230E5711	..GASKET	1
					UOC : FLU	
15	XDOZZ		81348	WWC633-13-M	..COUPLING HALF, QUIC.....	1
					UOC : FLU	
16	XDOZZ		10722	MODEL 3	..EJECTOR, AIR	1
					UOC : FLU	

END OF FIGURE

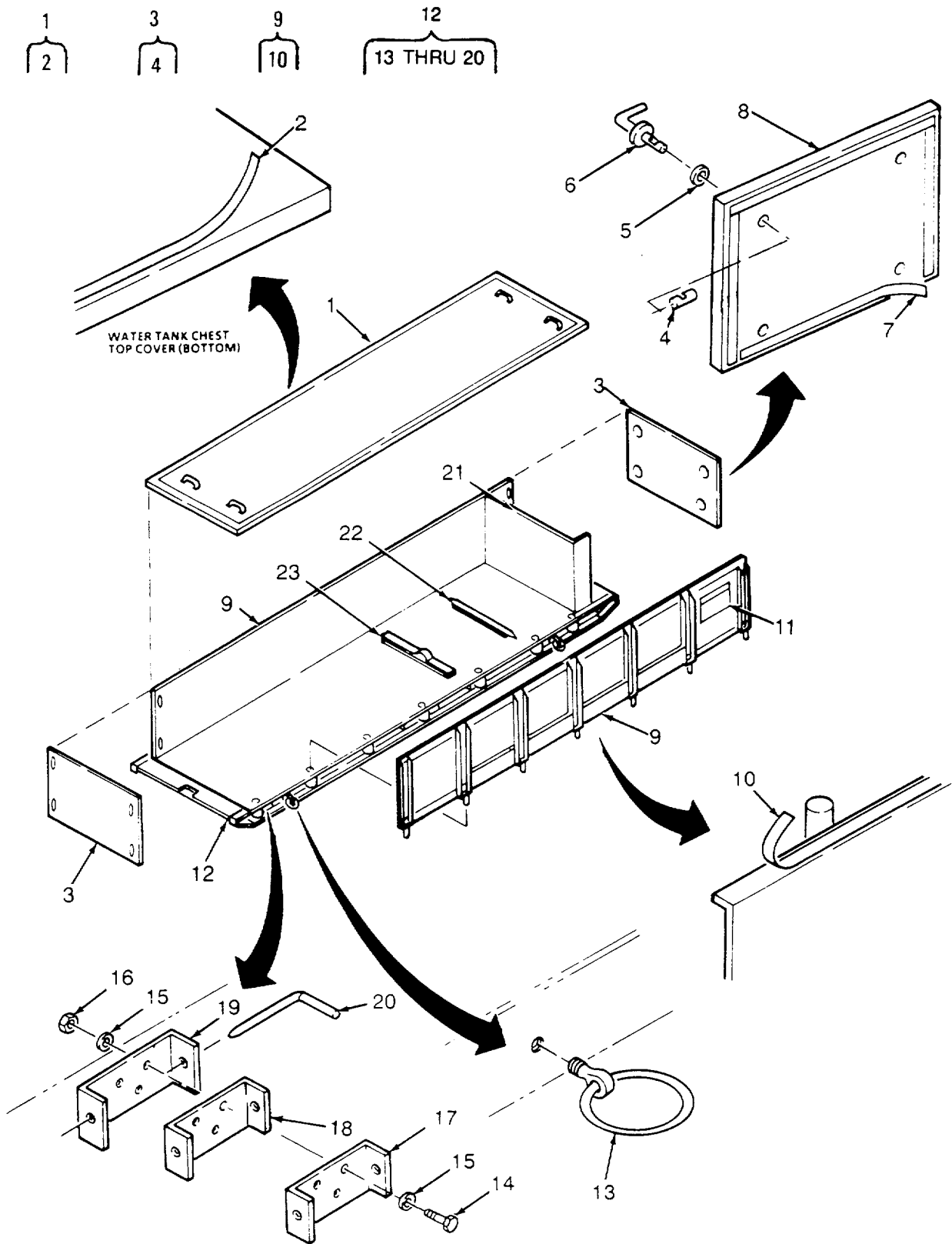


Figure 49. Water Tank Chest

SECTION II

TM 10-4610-234-23P

(1) ITEM NO	(2) SMR CODE	(3) NSN	(4) CAGEC	(5) PART NUMBER	(6) DESCRIPTION AND USABLE ON CODES (UOC)	(7) QTY
					GROUP 12 WATER TANK CHEST	
					FIG. 49 WATER TANK CHEST	
1	XDDFF		90598	22036-101	.COVER ASSY, TOP	1
					UOC : ESC, FKH	
2	PAFZZ	5330012920179	86730	TXIV10420	..GASKET	1
					UOC : ESC, FKH	
3	XDOFF		90598	22003-100	.PANEL ASSY-END	2
					UOC : ESC, FKH	
4	PAFZZ	5315010603198	71286	39S02-1-1AA	..PIN, STRAIGHT, HEADLE	4
					UOC : ESC, FKH	
5	PAFZZ	5310008094061	96906	MS27183-15	..WASHER, FLAT	4
					UOC : ESC, FKH	
6	PAFZZ	5325012052261	71286	39S11-3-1AA	..STUD, TURNLOCK FASTE	4
					UOC : ESC, FKH	
7	PAFZZ	5330012920179	86730	TXIV10420	..GASKET APPROX 9 FT REQUIRED	V
					UOC : ESC, FKH	
8	XAFZZ		90598	22031-100	..PANEL, END, WELDMENT	1
					UOC : ESC, FKH	
9	XDOFF		90598	22002-101	.PANEL ASSY-SIDE	2
					UOC : ESC, FKH	
10	PAFZZ	5330012920179	86730	TXIV10420	..GASKET APPROX. 14 FT REQUIRED	V
					UOC : ESC, FKH	
11	PAFZZ	8105013837870	90598	22067-1	.BAG, MAIL	1
					UOC : ESC, FKH	
12	XDOFF		90598	22001-100	.SKID ASSY	1
					UOC : ESC, FKH	
13	PAFZZ	1670002942954	96906	MS21236-2	..RING ASSY, CARGO TIE	4
					UOC : ESC, FKH	
14	PAFZZ	5305002678953	80204	B18218H025F063N	..SCREW, CAP, HEXAGON H.....	24
					UOC : ESC, FKH	
15	PAFZZ	5310008094058	96906	MS27183-10	..WASHER, FLAT	48
					UOC : ESC, FKH	
16	PAFZZ	5310008775796	96906	MS21044N4	..NUT, SELF-LOCKING, HE	24
					UOC : ESC, FKH	
17	PAFZZ	3040012052264	90598	22010-2	..BRACKET, EYE, NONROTA	4
					UOC : ESC, FKH	
18	PAFZZ	3040012052265	90598	22010-1	..BRACKET, EYE, NONROTA	4
					UOC : ESC, FKH	
19	PAFZZ	3040012052266	90598	22011-1	..BRACKET, EYE, NONROTA	8
					UOC : ESC, FKH	
20	PAFZZ	5315012052253	90598	22023-1	..PIN, LOCKING	8
					UOC : ESC, FKH	
21	XDFZZ		90598	22050-1	.PAN, DIVIDER-STORAGE	1
					UOC : ESC, FKH	
22	PAFZZ	5340013827059	92729	2TT-N-14FT	.STRAP, WEBBING	4
					UOC : ESC, FKH	
23	PAFZZ	5340013819894	26938	22077-1	.STRAP, WEBBING	4
					UOC : ESC, FKH	

END OF FIGURE

SECTION II

TM 10-4610-234-23P

(1) ITEM NO	(2) SMR CODE	(3) NSN	(4) CAGEC	(5) PART NUMBER	(6) DESCRIPTION AND USABLE ON CODES (UOC)	(7) QTY
-------------------	--------------------	------------	--------------	-----------------------	--	------------

GROUP 13 BULK MATERIALS

FIG. BULK

1PAOZZ		4010002289943	81348	RRC271	CHAIN, WELDLESS TYPE II, CLASS 3, LINK SIZE 35, BRONZE UOC:FKH,FLU	1
--------	--	---------------	-------	--------	--	---

END OF FIGURE

CROSS-REFERENCE INDEXES

STOCK NUMBER	FIG.	NATIONAL STOCK NUMBER INDEX		STOCK NUMBER	FIG.	ITEM
		ITEM	STOCK NUMBER			
5340-00-066-1235	1	8	4730-00-203-1010	47	26	
4730-00-068-0393	47	13	4730-00-203-9766	3	5	
4730-00-078-2519	7	5		15	5	
	19	5	4010-00-228-9943	BULK	1	
	25	5	5340-00-244-7325	47	34	
	32	5	5340-00-244-7327	47	35	
	34	5	5340-00-245-9438	47	36	
	42	5	5340-00-245-9440	47	37	
	43	5	5305-00-267-8953	49	14	
	45	5	4610-00-268-9890	47	9	
	46	5	1670-00-294-2954	49	13	
4730-00-079-1362	36	6	4730-00-360-0592	3	6	
5310-00-080-6004	6	6		15	6	
	11	6	5330-00-360-0595	3	3	
	18	6		3	8	
	24	6		8	5	
	28	3		14	2	
	29	6		15	3	
	30	5		15	8	
	31	3		47	48	
	33	3	4730-00-360-0710	9	1	
	44	6		11	2	
	44	34	4730-00-360-0715	10	4	
	44	59	4730-00-360-0943	5	7	
	44	86		16	7	
	47	46		22	7	
4730-00-084-7435	11	1		37	7	
5330-00-088-9167	9	2		40	7	
	10	3	5330-00-367-5005	33	14	
	10	8		44	18	
	11	3		44	46	
4730-00-088-9285	4	1		44	71	
	17	1		44	98	
	23	1	5330-00-400-3513	33	15	
	38	1		44	19	
	39	2		44	47	
	4A	1		44	72	
	47	20		44	99	
	17A	1	5330-00-412-9780	47	43	
	23A	1	3540-00-445-3325	47	33	
	38A	1	5310-00-451-0097	35	5	
	39A	2		35A	9	
4730-00-088-9286	27	9	5120-00-541-8444	47	64	
	35	10	5330-00-551-4572	8	7	
	47	17		13	4	
	48	4	7520-00-559-9618	1	10	
	48	12	5330-00-612-2414	2	5	
7240-00-177-6154	1	9		4	2	
5120-00-189-7932	47	63		5	3	
4730-00-203-1010	14	1		5	8	

CROSS-REFERENCE INDEXES

STOCK NUMBER	FIG.	NATIONAL STOCK NUMBER INDEX		STOCK NUMBER	FIG.	ITEM
		ITEM	STOCK NUMBER			
5330-00-612-2414	16	3	4730-00-640-6156	42	2	
	16	8		43	2	
	17	2		44	2	
	17	3B		44	30	
	22	3		45	2	
	22	8		46	2	
	23	2		47	51	
	36	2		47	51	
	36	8		35A	5	
	37	3		4730-00-640-6188	7	4
	37	8			19	4
	38	2			25	4
	38	3B			30	2
	39	3			32	4
	4A	2			34	4
	4A	6			35	4
	40	3			42	4
	40	8			43	4
	47	42			44	83
	17A	2			45	4
	17A	6			46	4
	23A	2			47	54
	23A	6			47	54
	38A	2			35A	2
	38A	6		4730-00-649-7388	7	6
	39A	3			19	6
	39A	5			25	6
	5310-00-637-9541	6		5	32	6
		18		5	34	6
		24		5	42	6
		28		2	43	6
		29		5	45	6
		30		4	46	6
31		2	4730-00-649-9100	5	2	
33		2		16	2	
44		5		17	3A	
44		33		22	2	
44		58		37	2	
44		85		38	3A	
47		47		4A	5	
4730-00-640-6156		6		2	40	2
		7		2	47	50
	18	2	47	50		
	19	2	17A	5		
	24	2	23A	5		
	25	2	38A	5		
	29	2	39A	4		
	32	2	4730-00-649-9103	36	7	
	34	2		47	19	
	35	2		4730-00-649-9118	47	18

CROSS-REFERENCE INDEXES

STOCK NUMBER	FIG.	NATIONAL STOCK NUMBER INDEX		STOCK NUMBER	FIG.	ITEM
		ITEM	STOCK NUMBER			
5340-00-653-0353	33	11		4730-00-840-0796	47	28
	44	15		4730-00-840-0797	27	11
	44	43			35	12
	44	68		4730-00-840-5347	6	9
	44	95			18	9
4730-00-684-6556	33	12			24	9
	44	16			28	7
	44	44			29	9
	44	69			30	9
	44	96			31	7
5310-00-732-0558	6	4			33	7
	11	5			44	9
	18	4			44	37
	24	4			44	64
	28	1			44	88
	29	4			47	1
	30	3		4730-00-840-5348	6	11
	31	1			18	11
	33	1			24	11
	44	4			28	5
	44	32			29	11
	44	57			30	7
	44	84			31	5
	47	44			33	5
	5310-00-809-4058	49	15		44	10
	5310-00-809-4061	49	5		44	38
	5315-00-812-1236	12	4		44	61
20		4		44	90	
26		4		47	3	
5305-00-821-3869	6	7		4730-00-869-5246	3	2
	18	7			15	2
	24	7			47	49
	28	4			47	49
	29	7		5310-00-877-5796	49	16
	30	6		4730-00-889-2382	8	4
	31	4		8030-00-889-3534	47	32
	33	4		5330-00-899-4509	2	7
	44	7			6	3
	44	35			6	12
	44	60			7	3
	44	87			7	8
	47	45			13	8
	4730-00-823-5316	3	4			18
15		4			18	12
47		52			19	3
47		52			19	8
4730-00-825-9705	47	56		21	4	
5315-00-839-5820	12	3		24	3	
	20	3		24	12	
	26	3		25	3	

CROSS-REFERENCE INDEXES

STOCK NUMBER	FIG.	NATIONAL STOCK NUMBER INDEX		STOCK NUMBER	FIG.	ITEM
		ITEM	STOCK NUMBER			
5330-00-899-4509	25	8	5325-00-926-5411	6	1	
	27	10		7	1	
	28	6		10	1	
	29	3		15	1	
	29	12		16	1	
	30	8		17	2A	
	31	6		17	2C	
	32	3		17	3C	
	32	8		18	1	
	33	6		19	1	
	34	3		22	1	
	34	8		24	1	
	35	3		25	1	
	35	11		29	1	
	36	11		30	1	
	42	3		32	1	
	42	8		34	1	
	43	3		37	1	
	43	8		38	2A	
	44	3		38	2C	
	44	11		38	3C	
	44	31		40	1	
	44	39		42	1	
	44	62		43	1	
	44	91		44	1	
	45	3		44	29	
	45	8		44	82	
	46	3		45	1	
	46	8		46	1	
	47	41		47	55	
	48	5		47	55	
	48	13		35A	1	
	35A	6		35A	3	
35A	15	35A	7			
4730-00-915-5127	5	4	4730-00-929-0791	10	2	
	16	4	4730-00-935-1613	47	14	
	17	2B	4730-00-938-7996	5	6	
	22	4		16	6	
	37	4		22	6	
	38	2B		37	6	
	4A	3		40	6	
	40	4	4730-00-938-7997	17	3	
	47	53		23	3	
	47	53		38	3	
	17A	3		39	1	
	23A	3		4A	4	
	38A	3		17A	4	
5325-00-926-5411	39A	1		23A	4	
	3	1		38A	4	
	5	1		39A	6	

CROSS-REFERENCE INDEXES

STOCK NUMBER	FIG.	NATIONAL STOCK NUMBER INDEX		STOCK NUMBER	FIG.	ITEM
		ITEM	STOCK NUMBER			
4730-00-948-1722	3	7		4720-01-140-6288	13	10
	15	7			21	6
4030-00-948-7315	12	1			27	5
	20	1			41	2
	26	1			47	7
4730-00-951-3295	8	6		4610-01-140-6776	1	3
	13	3		5330-01-141-1864	6	8
3835-00-967-9029	47	10			18	8
4730-00-983-6789	47	11			24	8
4730-01-007-9254	10	5			28	8
4730-01-009-1735	47	16			29	8
4730-01-014-4925	4	3			30	10
5315-01-060-3198	49	4			31	8
4730-01-064-0560	2	6			33	8
	13	7			44	8
	21	3			44	36
	36	10			44	63
4730-01-068-5070	2	4			44	89
5310-01-077-9426	33	16			47	38
	44	20		6630-01-151-6417	1	17
	44	48		4820-01-159-0439	33	9
	44	73			44	13
	44	100			44	41
5310-01-077-9647	33	17			44	66
	44	21			44	93
	44	49			47	4
	44	74		4720-01-163-4682	41	1
	44	101			47	23
5305-01-079-6771	33	18		4720-01-163-4683	47	22
	44	22		4720-01-163-4684	36	9
	44	50			47	6
	44	75		4720-01-163-4685	41	5
	44	102			47	24
4730-01-079-8234	47	29		4720-01-163-5088	47	21
5430-01-106-9678	1	14		4720-01-163-5089	27	2
4730-01-109-0790	14	3			41	4
4930-01-120-7426	8	8			47	8
	13	11		4730-01-164-9254	10	6
	21	7		5330-01-167-6542	47	39
4320-01-120-7523	1	5		4820-01-167-6550	47	15
4320-01-120-7524	1	11		5330-01-173-8301	47	40
4610-01-120-7526	1	13		4720-01-174-8173	2	1
4610-01-120-7527	1				13	2
4610-01-123-7705	1	2			47	25
4720-01-138-8986	2	3		4610-01-175-0758	2	10
	13	5		4720-01-175-5958	8	2
	21	1		5340-01-177-8975	35	1
	36	3		4730-01-186-0821	36	1
	47	5		2910-01-188-8196	9	4
4720-01-140-6288	2	9		2910-01-188-8198	14	4

CROSS-REFERENCE INDEXES

STOCK NUMBER	FIG.	NATIONAL STOCK NUMBER INDEX		STOCK NUMBER	FIG.	ITEM
		ITEM	STOCK NUMBER			
4730-01-189-1233	9	3		4820-01-352-3694	33	21
4820-01-193-8026	11	4			44	25
5360-01-194-6069	33	13			44	53
	44	17			44	78
	44	45			44	105
	44	70		5310-01-354-6405	33	22
	44	97			44	26
5330-01-197-3583	33	19			44	54
	44	23			44	79
	44	52			44	106
	44	76		4730-01-372-4865	35	9
	44	103		4820-01-374-1964	11	9
5315-01-205-2253	49	20		6680-01-375-0939	35	13
5325-01-205-2261	49	6			35A	18
3040-01-205-2264	49	17		5430-01-375-2148	1	15
3040-01-205-2265	49	18		5310-01-376-5306	35A	10
3040-01-205-2266	49	19		4820-01-377-8185	4	4
4730-01-223-4931	10	7			17	04
4820-01-226-4836	47	57			23	4
4730-01-235-9769	7	7			38	4
	19	7			4A	7
	25	7			17A	7
	32	7			23A	7
	34	7			38A	7
	42	7		4730-01-380-3382	47	59
	43	7		4820-01-380-8544	39	4
	45	7			39A	7
	46	7		4730-01-381-0153	47	58
5305-01-243-9402	35	6		4730-01-381-0620	47	61
	35A	13		4730-01-381-2834	47	60
4320-01-247-7127	1	12		5340-01-381-5171	4	6
4610-01-250-3724	1	4		5310-01-381-5740	33	10
4320-01-265-2168	1	6			44	14
4010-01-280-0069	12	2			44	42
	14	6			44	67
	20	2			44	94
	26	2		4730-01-381-8264	47	27
5330-01-292-0179	49	2		4730-01-381-8550	27	12
	49	7		5340-01-381-9894	49	23
	49	10		5340-01-382-7059	49	22
5120-01-327-7086	47	30		4730-01-383-2318	47	12
7240-01-337-5269	1	7		8105-01-383-7870	49	11
5120-01-343-0975	47	31		5330-01-385-6317	35	7
5305-01-344-0617	35A	11		4730-01-386-0551	47	62
5430-01-350-7529	1	15		4730-01-387-1304	5	5
4820-01-351-9736	33	23			16	5
	44	27			22	5
	44	55			37	5
	44	80			40	5
	44	107		4730-01-393-9860	35A	14

CROSS-REFERENCE INDEXES

STOCK NUMBER	FIG.	NATIONAL STOCK NUMBER INDEX		FIG.	ITEM
		ITEM	STOCK NUMBER		
4730-01-393-9861	35A	17			
5330-01-395-4735	35A	16			
5330-01-397-4254	35A	21			
5330-01-429-2677	48	14			

CROSS-REFERENCE INDEXES

CAGEC	PART NUMBER	PART NUMBER INDEX		FIG.	ITEM
			STOCK NUMBER		
05047	ASME-B16.21		5330-01-395-4735	35A	16
81346	ASTM B687		4730-00-825-9705	47	56
80204	B1821BH025F063N		5305-00-267-8953	49	14
80204	B1821BH038C175N		5305-00-821-3869	6	7
				18	7
				24	7
				28	4
				29	7
				30	6
				31	4
				33	4
				44	7
				44	35
				44	60
				44	87
				47	45
				48	9
70847	C001		3540-00-445-3325	47	33
70847	C206		5340-00-245-9440	47	37
70847	C254		5340-00-244-7325	47	34
70847	C256		5340-00-244-7327	47	35
43249	ET1CR8G		6680-01-375-0939	35	13
76364	GATE 1151		4820-01-377-8185	4	4
				17	04
				23	4
				38	4
				4A	7
				17A	7
				23A	7
				38A	7
55719	GL715		5120-00-541-8444	47	64
81718	H01434M		5325-00-926-5411	3	1
				5	1
				6	1
				7	1
				10	1
				15	1
				16	1
				17	2A
				17	2C
				17	3C
				18	1
				19	1
				22	1
				24	1
				25	1
				29	1
				30	1
				32	1
				34	1
				37	1

CROSS-REFERENCE INDEXES

CAGEC	PART NUMBER	PART NUMBER INDEX		FIG.	ITEM
			STOCK NUMBER		
81718	H01434M		5325-00-926-5411	38	2A
				38	2C
				38	3C
				40	1
				42	1
				43	1
				44	1
				44	29
				44	82
				45	1
				46	1
				47	55
				47	55
				35A	1
				35A	3
				35A	7
		70847		J215	
	19		5		
	25		5		
	32		5		
	34		5		
	42		5		
	43		5		
	45		5		
	46		5		
	5		5		
70847	J230		4730-01-387-1304	16	5
				22	5
				37	5
				40	5
				1	15
33873	M-1795	5430-01-375-2148	1	15	
76427	MCD4122ITEM6	5340-00-245-9438	47	36	
81349	MIL-C-53109	7240-01-337-5269	1	7	
81349	MILB273	4610-00-268-9890	47	9	
10722	MODEL 3		48	16	
96906	MS15795-814		48	8	
96906	MS20392-3C35	5315-00-812-1236	12	4	
			20	4	
			26	4	
96906	MS21044N4	5310-00-877-5796	49	16	
96906	MS21236-2	1670-00-294-2954	49	13	
96906	MS24665-134	5315-00-839-5820	12	3	
			20	3	
			26	3	
96906	MS27020-11	4730-00-079-1362	36	6	
96906	MS27020-17	4730-00-840-0796	47	28	
96906	MS27021-11	4730-00-938-7996	5	6	
			16	6	
			22	6	
			37	6	
			40	6	

CROSS-REFERENCE INDEXES

CAGEC	PART NUMBER	PART NUMBER INDEX		FIG.	ITEM				
			STOCK NUMBER						
96906	MS27021-17		4730-00-649-7388	7	6				
				19	6				
				25	6				
				32	6				
				34	6				
				42	6				
				43	6				
				45	6				
				46	6				
				96906	MS27021-5		4730-01-164-9254	10	6
96906	MS27021-9		4730-00-360-0592	3	6				
96906	MS27022-11		4730-00-938-7997	15	6				
				17	3				
				23	3				
				38	3				
				39	1				
				4A	4				
				17A	4				
				23A	4				
				38A	4				
				39A	6				
96906	MS27022-17		4730-00-840-0797	27	11				
96906	MS27022-5		4730-00-084-7435	35	12				
				11	1				
				96906	MS27023-17		4730-00-840-5347	6	9
				18	9				
				24	9				
				28	7				
				29	9				
				30	9				
				31	7				
				33	7				
44	9								
44	37								
44	64								
44	88								
47	1								
96906	MS27024-11		4730-00-649-9103	36	7				
96906	MS27024-17		4730-00-088-9286	47	19				
				27	9				
				35	10				
				47	17				
				48	4				
96906	MS27025-11		4730-00-360-0943	48	12				
				5	7				
				16	7				
				22	7				
				37	7				
96906	MS27025-17		4730-01-235-9769	40	7				
				7	7				
				19	7				

CROSS-REFERENCE INDEXES

CAGEC	PART NUMBER	PART NUMBER INDEX		FIG.	ITEM			
			STOCK NUMBER					
96906	MS27025-17		4730-01-235-9769	25	7			
				32	7			
				34	7			
				42	7			
				43	7			
				45	7			
				46	7			
96906	MS27025-5		4730-01-223-4931	10	7			
96906	MS27025-9		4730-00-948-1722	3	7			
				15	7			
96906	MS27026-11		4730-00-088-9285	4	1			
				17	1			
				23	1			
				38	1			
				39	2			
				4A	1			
				47	20			
				17A	1			
				23A	1			
				38A	1			
				39A	2			
		96906		MS27026-17		4730-00-649-9118	47	18
		96906		MS27026-5		4730-00-360-0710	9	1
				11	2			
96906	MS27026-9		4730-00-203-1010	14	1			
				47	26			
96906	MS27027-17		4730-00-840-5348	6	11			
				18	11			
				24	11			
				28	5			
				29	11			
				30	7			
				31	5			
				33	5			
				44	10			
				44	38			
				44	61			
				44	90			
				47	3			
96906	MS27027-19		4730-00-983-6789	47	11			
96906	MS27028-11		4730-00-649-9100	5	2			
				16	2			
				17	3A			
				22	2			
				37	2			
				38	3A			
				4A	5			
				40	2			
				47	50			
				47	50			
				17A	5			

CROSS-REFERENCE INDEXES

CAGEC	PART NUMBER	PART NUMBER INDEX		FIG.	ITEM
			STOCK NUMBER		
96906	MS27028-11		4730-00-649-9100	23A	5
				38A	5
				39A	4
96906	MS27028-17		4730-00-640-6156	6	2
				7	2
				18	2
				19	2
				24	2
				25	2
				29	2
				32	2
				34	2
				35	2
				42	2
				43	2
				44	2
				44	30
				45	2
				46	2
				47	51
47	51				
96906	MS27028-5		4730-00-929-0791	35A	5
96906	MS27028-9		4730-00-869-5246	10	2
				3	2
				15	2
				47	49
				47	49
96906	MS27029-11		4730-00-915-5127	5	4
				16	4
				17	2B
				22	4
				37	4
				38	2B
				4A	3
				40	4
				47	53
				47	53
				17A	3
				23A	3
				38A	3
96906	MS27029-17		4730-00-640-6188	39A	1
				7	4
				19	4
				25	4
				30	2
				32	4
				34	4
				35	4
				42	4
				43	4
				44	83

CROSS-REFERENCE INDEXES

CAGEC	PART NUMBER	PART NUMBER INDEX		FIG.	ITEM
			STOCK NUMBER		
96906	MS27029-17		4730-00-640-6188	45	4
				46	4
				47	54
				47	54
				35A	2
96906	MS27029-5		4730-00-360-0715	10	4
96906	MS27029-9		4730-00-823-5316	3	4
				15	4
				47	52
				47	52
				47	43
96906	MS27030-10		5330-00-412-9780	47	43
96906	MS27030-3		5330-00-088-9167	9	2
				10	3
				10	8
				11	3
				8	7
96906	MS27030-4		5330-00-551-4572	13	4
96906	MS27030-5		5330-00-360-0595	3	3
				3	8
				8	5
				14	2
				15	3
				15	8
				47	48
				2	5
				4	2
96906	MS27030-6		5330-00-612-2414	5	3
				5	8
				16	3
				16	8
				17	2
				17	3B
				22	3
				22	8
				23	2
				36	2
				36	8
				37	3
				37	8
				38	2
				38	3B
				39	3
				4A	2
				4A	6
				40	3
				40	8
	47	42			
	17A	2			
	17A	6			
	23A	2			
	23A	6			

CROSS-REFERENCE INDEXES

CAGEC	PART NUMBER	PART NUMBER INDEX		FIG.	ITEM
			STOCK NUMBER		
96906	MS27030-6		5330-00-612-2414	38A	2
				38A	6
				39A	3
				39A	5
96906	MS27030-9		5330-00-899-4509	2	7
				6	3
				6	12
				7	3
				7	8
				13	8
				18	3
				18	12
				19	3
				19	8
				21	4
				24	3
				24	12
				25	3
				25	8
				27	10
				28	6
				29	3
				29	12
				30	8
				31	6
				32	3
				32	8
				33	6
				34	3
				34	8
				35	3
				35	11
				36	11
				42	3
				42	8
				43	3
				43	8
				44	3
				44	11
44	31				
44	39				
44	62				
44	91				
45	3				
45	8				
46	3				
46	8				
47	41				
48	5				
48	13				
		35A	6		

CROSS-REFERENCE INDEXES

CAGEC	PART NUMBER	PART NUMBER INDEX		FIG.	ITEM
			STOCK NUMBER		
96906	MS27030-9		5330-00-899-4509	35A	15
96906	MS27183-10		5310-00-809-4058	49	15
96906	MS27183-14		5310-00-080-6004	6	6
				11	6
				18	6
				24	6
				28	3
				29	6
				30	5
				31	3
				33	3
				44	6
				44	34
				44	59
				44	86
				47	46
96906	MS27183-15		5310-00-809-4061	49	5
96906	MS35308-469		5305-01-243-9402	35	6
				35A	13
96906	MS35308-471		5305-01-344-0617	35A	11
96906	MS35338-46		5310-00-637-9541	6	5
				18	5
				24	5
				28	2
				29	5
				30	4
				31	2
				33	2
				44	5
				44	33
				44	58
				44	85
				47	47
96906	MS39352-19		4730-00-935-1613	47	14
96906	MS39352-9		4730-01-009-1735	47	16
96906	MS49000-17		4730-01-064-0560	2	6
				13	7
				21	3
				36	10
96906	MS49000-19		4730-01-186-0821	36	1
96906	MS49000-21		4730-01-079-8234	47	29
96906	MS49000-23		4730-00-068-0393	47	13
96906	MS49000-5		4730-00-951-3295	8	6
				13	3
96906	MS49000-7		4730-00-889-2382	8	4
96906	MS49001-11		4730-01-014-4925	4	3
96906	MS51412-30		5310-01-376-5306	35A	10
96906	MS51415-7			48	7
96906	MS51873-270		4730-01-372-4865	35	9
96906	MS51922-54		5310-00-451-0097	35	5
				35A	9

CROSS-REFERENCE INDEXES

CAGEC	PART NUMBER	PART NUMBER INDEX		FIG.	ITEM
			STOCK NUMBER		
96906	MS51967-8		5310-00-732-0558	6	4
				11	5
				18	4
				24	4
				28	1
				29	4
				30	3
				31	1
				33	1
				44	4
				44	32
				44	57
				44	84
				47	44
				48	6
96906	MS87006-33		4030-00-948-7315	12	1
				20	1
				26	1
96906	MS87006-43			14	5
81349	M18180/5010B01			35	8
81349	M53029-20	5430-01-106-9678		1	14
76371	PAD125A	4320-01-247-7127		1	12
81755	P5025-1	8030-00-889-3534		47	32
77414	P6S-1	4730-01-007-9254		10	5
77414	P9	4730-00-203-9766		3	5
19099	RR-C-271-A			15	5
				17	2D
				17	3D
				38	2D
				38	3D
				35A	4
				35A	8
81348	RRC271	4010-00-228-9943		BULK	1
86730	TXIV10420		5330-01-292-0179	49	2
				49	7
				49	10
58541	W-87012	4320-01-265-2168		1	6
81348	WWC633-13-M			48	15
71342	105			11	16
41592	110-0411 2P			9	18
19207	11677020	7240-00-177-6154		1	9
41592	122WA-0100 1S	4730-01-189-1233		9	3
71342	124			11	24
97403	13200E4793	3835-00-967-9029		47	10
06076	13211E7541	5340-00-066-1235		1	8
97403	13216E8243			6	10
				18	10
				24	10
				28	9
				29	10
				30	11

CROSS-REFERENCE INDEXES

CAGEC	PART NUMBER	PART NUMBER INDEX STOCK NUMBER	FIG.	ITEM
97403	13216E8243		31	9
			44	12
			44	40
			44	65
			44	92
			47	2
97403	13216E9016		1	16
97403	13219E0477	4730-01-068-5070	2	4
97403	13219E0491	4820-01-167-6550	47	15
97403	13220E1069-1	5330-01-141-1864	6	8
			18	8
			24	8
			28	8
			29	8
			30	10
			31	8
			33	8
			44	8
			44	36
			44	63
			44	89
			47	38
97403	13220E1069-2	5330-01-167-6542	47	39
97403	13220E1069-3	5330-01-173-8301	47	40
97403	13220E1071	4820-01-159-0439	33	9
			44	13
			44	41
			44	66
			44	93
			44	93
97403	13225E9096	2910-01-188-8198	14	4
97403	13225E9111		1	1
97403	13225E9111-Y		2	2
97403	13225E9112	4320-01-120-7523	1	5
97403	13225E9112-Y		27	4
97403	13225E9112-Y1		27	1
97403	13225E9112-Y2		27	3
97403	13225E9112-Y3		27	6
97403	13225E9112-Y4		27	7
97403	13225E9113	4320-01-120-7524	1	11
97403	13225E9113-Y2		13	6
			21	2
			36	4
			36	5
97403	13225E9113-Y3		36	5
97403	13225E9114	4610-01-120-7526	1	13
97403	13225E9114-Y1		41	8
97403	13225E9114-Y2		41	3
97403	13225E9114-Y5		41	6
97403	13225E9114-Y6		41	7
97403	13225E9117	4610-01-123-7705	1	2
97403	13225E9117-Y		13	1
97403	13225E9117-Y1		2	8

CROSS-REFERENCE INDEXES

CAGEC	PART NUMBER	PART NUMBER INDEX		FIG.	ITEM
			STOCK NUMBER		
97403	13225E9117-Y1			13	9
				21	5
97403	13225E9126	4610-01-120-7527		1	
97403	13225E9130	4610-01-175-0758		2	10
97403	13225E9130-Y			8	1
97403	13225E9130-Y1			8	3
97403	13225E9132	4610-01-140-6776		1	3
97403	13225E9135-1	4720-01-163-4683		47	22
97403	13225E9135-2	4720-01-163-4684		36	9
				47	6
97403	13225E9135-3	4720-01-163-4685		41	5
				47	24
97403	13225E9135-4	4720-01-163-5089		27	2
				41	4
				47	8
97403	13225E9136-1	4720-01-163-5088		47	21
97403	13225E9136-11	4720-01-174-8173		2	1
				13	2
				47	25
97403	13225E9136-12	4720-01-175-5958		8	2
97403	13225E9136-2	4720-01-138-8986		2	3
				13	5
				21	1
				36	3
				47	5
97403	13225E9136-3	4720-01-163-4682		41	1
				47	23
97403	13225E9136-4	4720-01-140-6288		2	9
				13	10
				21	6
				27	5
				41	2
				47	7
97403	13225E9139-3	4730-01-109-0790		14	3
97403	13225E9140	4930-01-120-7426		8	8
				13	11
				21	7
97403	13225E9145			12	6
				20	6
				26	6
97403	13225E9146			12	5
				20	5
				26	5
97403	13225E9147	4730-01-381-0153		47	58
97403	13225E9157-1	4730-01-380-3382		47	59
97403	13225E9157-3	4730-01-381-2834		47	60
97403	13225E9158-1	4730-01-381-0620		47	61
97403	13225E9158-3	4730-01-386-0551		47	62
97403	13225E9176-1			35A	12
97403	13225E9177			27	8
97403	13225E9177-3	5330-01-385-6317		35	7

CROSS-REFERENCE INDEXES

CAGEC	PART NUMBER	PART NUMBER INDEX		FIG.	ITEM
			STOCK NUMBER		
97403	13225E9178-3		6680-01-375-0939	35A	18
97403	13225E9179-1		4730-01-393-9861	35A	17
97403	13225E9181-1		4730-01-393-9860	35A	14
97403	13230E5706			48	3
97403	13230E5707			48	11
97403	13230E5708			48	2
97403	13230E5709			48	10
97403	13230E5710				48
97403	13230E5711		5330-01-429-2677	48	14
76364	1516-J			39A	12
76364	1516-J-150			39	11
71342	1552			11	13
71342	1565			11	12
71342	1568			11	11
71342	1699			11	22
71342	1767			11	18
71342	1769			11	19
71342	1770			11	20
71342	1779			11	15
71342	1780			11	27
71342	1940			11	23
71342	1955			11	21
31922	1955-3		4610-01-250-3724	1	4
92729	2TT-N-14FT		5340-01-382-7059	49	22
90598	20028-1		4820-01-374-1964	11	9
90598	20028-100		4820-01-193-8026	11	4
90598	20028-2			11	8
90598	20028-5			11	7
76364	201-4-J-150			4	14
				17	14
				23	14
				38	14
76364	201-43-J			4A	17
				17A	17
				23A	17
				38A	17
76364	2093-N			33	24
				44	28
				44	56
				44	81
				44	108
34807	2192-6829		6630-01-151-6417	1	17
90598	22000-601		5430-01-350-7529	1	15
90598	22001-100			49	12
90598	22002-101			49	9
90598	22003-100			49	3
90598	22010-1		3040-01-205-2265	49	18
90598	22010-2		3040-01-205-2264	49	17
90598	22011-1		3040-01-205-2266	49	19
90598	22023-1		5315-01-205-2253	49	20
90598	22031-100			49	8

CROSS-REFERENCE INDEXES

CAGEC	PART NUMBER	PART NUMBER INDEX		FIG.	ITEM
			STOCK NUMBER		
90598	22036-101			49	1
90598	22050-1			49	21
90598	22067-1		8105-01-383-7870	49	11
26938	22077-1		5340-01-381-9894	49	23
41592	231A--0102 XA			14	20
41592	231A--0103 MC			14	9
41592	231A--0112 2S			14	11
41592	231A--0201 MB			14	26
41592	231A--0205 AT			14	8
41592	231A--0220 2P			14	19
41592	231A--0909 2D			14	16
41592	231A--0913 20			14	13
41592	231AF-0110 21			14	14
41592	231AF-0111 21			14	17
41592	231AF-0114 21			14	18
41592	231AF-0115 21			14	12
41592	231AF-0116 21			14	25
41592	231AF-0117 21			14	22
41592	231AF-0118 21			14	21
41592	231APC0123 2C			9	6
41592	231APC0123 2H			9	5
41592	231APC0222 XAH			14	7
41592	231APM0107 21			14	23
41592	231AW-0219 2P			9	23
				14	24
41592	231SS-0108 21			14	15
76364	23194-N			33	20
				44	24
				44	51
				44	77
				44	104
76364	2328-J-150			4	11
				17	11
				23	11
				38	11
76364	2341-J			4A	14
				17A	14
				23A	14
				38A	14
71342	2348			11	25
41592	235---0509 2G			14	10
90598	25005-2			40	9
90598	25005-3			46	9
90598	25005-4			32	9
				45	9
90598	25006-11			3	9
				15	9
90598	25006-12			10	9
90598	25006-2			5	9
				16	9
				22	9

CROSS-REFERENCE INDEXES

CAGEC	PART NUMBER	PART NUMBER INDEX		FIG.	ITEM
			STOCK NUMBER		
90598	25006-2			37	9
90598	25006-3			42	9
90598	25006-4			7	9
				19	9
				25	9
				34	9
				43	9
90598	25010-5		4730-01-381-8550	27	12
76364	26148-J-155			4	12
				17	12
				23	12
				38	12
76364	26243-J			4A	15
				17A	15
				23A	15
				38A	15
76364	26264-N		4820-01-352-3694	33	21
				44	25
				44	53
				44	78
				44	105
76364	282-H-210			4	7
				17	07
				23	7
				38	7
76364	2855-L		4730-00-684-6556	33	12
				44	16
				44	44
				44	69
				44	96
71342	2884			11	26
76364	2884-J			4A	10
				17A	10
				23A	10
				38A	10
41592	300-0207 21			9	22
41592	300AL-0101 MC			9	10
41592	300AL-0106 21			9	20
41592	300AL-0122 21			9	8
41592	300AL-0124 XA			9	7
41592	300ALM0408 2D			9	13
41592	300ALM0402 2S			9	11
41592	300ALM0421 MT			9	9
41592	300ATF0104 MB			9	24
41592	300ATF0112 MH			9	19
41592	300ATF0115 XA			9	17
41592	300BTF0103 21			9	12
41592	300BTF0105 2			9	21
41592	300BTF0109 21			9	14
41592	300BTF0111 2P			9	16
41592	300BTF0113 2P			9	15

CROSS-REFERENCE INDEXES

CAGEC	PART NUMBER	PART NUMBER INDEX		FIG.	ITEM
			STOCK NUMBER		
76364	3042-N		5310-01-354-6405	33	22
				44	26
				44	54
				44	79
				44	106
76364	31112-H		5310-01-381-5740	33	10
				44	14
				44	42
				44	67
				44	94
50893	31115		5120-01-343-0975	47	31
76364	3116-H			4A	8
				17A	8
				23A	8
				38A	8
76364	3116-K-210			4	5
				17	05
				23	5
76364	3116-R-210		5310-01-077-9426	38	5
76364	3198-C			33	16
				44	20
				44	48
				44	73
76364	3205-J-150			44	100
				4	10
				17	10
				23	10
				38	10
71342	334		4010-01-280-0069	11	14
39428	3607T57			12	2
				14	6
				20	2
				26	2
76364	363-H		5330-00-367-5005	33	14
				44	18
				44	46
				44	71
				44	98
76364	3639-J			4A	11
				17A	11
				23A	11
				38A	11
76364	3639-J-220			4	8
				17	08
				23	8
				38	8
				4A	13
76364	38084-C		5310-01-077-9647	33	17
				44	21
				44	49
				44	74

CROSS-REFERENCE INDEXES

CAGEC	PART NUMBER	PART NUMBER INDEX		FIG.	ITEM
			STOCK NUMBER		
76364	38084-C		5310-01-077-9647	44	101
76364	3892-J			39A	11
76364	3892-J-120			39	10
71286	39S02-1-1AA		5315-01-060-3198	49	4
71286	39S11-3-1AA		5325-01-205-2261	49	6
92021	4-SP-A-40-S2B1		4820-01-226-4836	47	57
76364	4046-J			39A	a
76364	4046-J-150			39	5
76364	4210-J			39A	9
76364	4210-J-210			39	6
76364	4256-L-630		5305-01-079-6771	33	18
				44	22
				44	50
				44	75
				44	102
76364	4310-J-150			4	13
				17	13
				23	13
				38	13
76364	439-J			4A	16
				17A	16
				23A	16
				38A	16
79154	45A		4730-01-383-2318	47	12
76364	509		4820-01-380-8544	39	4
				39A	7
79154	52A6X4		4730-01-381-8264	47	27
76364	52107-37			39	8
76458	53 3118		5120-00-189-7932	47	63
76364	5551-001 4IN		4820-01-159-0439	47	4
76364	5979-H			39A	10
76364	5979-H-612			39	7
76364	65103-J			17A	12
				17A	13
				23A	12
				23A	13
				38A	12
				38A	13
76364	65103-J-992			4	9
				17	09
				23	9
				38	9
				4A	12
76364	65107-K		5330-00-400-3513	33	15
				44	19
				44	47
				44	72
				44	99
76364	66173-N		5330-01-197-3583	33	19
				44	23
				44	52

CROSS-REFERENCE INDEXES

CAGEC	PART NUMBER	PART NUMBER INDEX		FIG.	ITEM
			STOCK NUMBER		
76364	66173-N		5330-01-197-3583	44	76
				44	103
76364	70171-N		5360-01-194-6069	33	13
				44	17
				44	45
				44	70
				44	97
71342	737			11	17
83421	7520-00-559-9618		7520-00-559-9618	1	10
76364	7633-G1-480		5340-01-381-5171	4	6
				17	06
				23	6
				38	6
76364	76375-408			4A	9
				17A	9
				23A	9
				38A	9
76364	7660-L		5340-00-653-0353	33	11
				44	15
				44	43
				44	68
				44	95
81718	811-PW-3		2910-01-188-8196	9	4
43249	8329-405			35	14
				35A	19
43249	8341-304		5330-01-397-4254	35A	21
76364	84109-J-940			39	9
76364	84168-N		4820-01-351-9736	33	23
				44	27
				44	55
				44	80
				44	107
39428	90177A218		5340-01-177-8975	35	1
50893	92680		5120-01-327-7086	47	30
71342	932			11	10
43249	9600-400			35	15
				35A	20
43249	9642-001			35	16
				35A	22
00671	998HH-0812			48	1

By Order the Secretary of the Army:

DENNIS J. REIMER
General, United States Army
Chef of Staff

Official:

JOEL B. HUDSON
Administrative Assistant to the
Secretary of the Army
03782

DISTRIBUTION:

To be distributed in accordance with DA Form 12-25-E, block no. 6030, requirements for TM 10-4610-234-23P.

These are the instructions for sending an electronic 2028

The following format must be used if submitting an electronic 2028. The subject line must be exactly the same and all fields must be included; however only the following fields are mandatory: 1, 3, 4, 5, 6, 7, 8, 9, 10, 13, 15, 16, 17, and 27.

From: "Whomever <whomever@avma27.army.mil>
To: mpmt%avma28@st-louis-emh7.army.mil

Subject: DA Form 2028

1. **From:** Joe Smith
2. *Unit:* home
3. **Address:** 4300 Park
4. **City:** Hometown
5. **St:** MO
6. **Zip:** 77777
7. **Date Sent:** 19-OCT-93
8. **Pub no:** 55-2840-229-23
9. **Pub Title:** TM
10. **Publication Date:** 04-JUL-85
11. *Change Number:* 7
12. *Submitter Rank* MSG
13. **Submitter FName:** Joe
14. *Submitter MName:* T
15. **Submitter LName:** Smith
16. **Submitter Phone:** 123-123-1234
17. **Problem:** 1
18. *Page:* 2
19. *Paragraph:* 3
20. *Line:* 4
21. *NSN:* 5
22. *Reference:* 6
23. *Figure:* 7
24. *Table:* 8
25. *Item:* 9
26. *Total:* 123
27. **Text:**

This is the text for the problem below line 27.

RECOMMENDED CHANGES TO EQUIPMENT TECHNICAL PUBLICATIONS



THEN . . . JOT DOWN THE DOPE ABOUT IT ON THIS FORM, CAREFULLY TEAR IT OUT, FOLD IT AND DROP IT IN THE MAIL!

SOMETHING WRONG WITH THIS PUBLICATION?

FROM: (PRINT YOUR UNIT'S COMPLETE ADDRESS)
 PFC John DOE
 CO A 3rd Engineer Bn
 Ft. Leonardwood, MO 63108

DATE SENT 22 August 1992

PUBLICATION NUMBER TM 1-1520-250-10	PUBLICATION DATE 15 June 1992	PUBLICATION TITLE Operator's manual MH60K Helicopter
--	----------------------------------	---

BE EXACT PIN-POINT WHERE IT IS				IN THIS SPACE, TELL WHAT IS WRONG AND WHAT SHOULD BE DONE ABOUT IT:
PAGE NO	PARA-GRAPH	FIGURE NO	TABLE NO	
6	2-1 a			<p>In line 6 of paragraph 2-1a the manual states the engine has 6 cylinders. The engine on my set only has 4 cylinders. Change the manual to show 4 cylinders.</p> <p>Callout 16 in figure 4-3 is pointed at a bolt. In key to figure 4-3, item 16 is called a shim. Please correct one or the other</p>
B1		4-3		

PRINTED NAME, GRADE OR TITLE, AND TELEPHONE NUMBER
 JOHN DOE, PFC (268) 317-7111

SIGN HERE
 JOHN DOE *John Doe*

REVERSE OF DA FORM 2028-2 Reverse of DRSTS-M Overprint 2,
1 Nov 80

FILL IN YOUR
UNITS ADDRESS



FOLD BACK


DEPARTMENT OF THE ARMY

OFFICIAL BUSINESS

COMMANDER
U.S. ARMY AVIATION AND TROOP COMMAND
ATTN: AMSAT-I-MP
4300 GOODFELLOW BOULEVARD
ST. LOUIS, MO 63120-1798

TEAR ALONG PERFORATED LINE

RECOMMENDED CHANGES TO EQUIPMENT TECHNICAL PUBLICATIONS

		SOMETHING WRONG WITH THIS PUBLICATION?		
		THEN . . . JOT DOWN THE DOPE ABOUT IT ON THIS FORM, CAREFULLY TEAR IT OUT, FOLD IT AND DROP IT IN THE MAIL!	FROM: (PRINT YOUR UNIT'S COMPLETE ADDRESS) DATE SENT	
PUBLICATION NUMBER TM10-4610-234-23P		PUBLICATION DATE 30 June 1997	PUBLICATION TITLE 40,000 GALLON WATER STORAGE AND DISTRIBUTION SYSTEM	
BE EXACT PIN-POINT WHERE IT IS		IN THIS SPACE, TELL WHAT IS WRONG AND WHAT SHOULD BE DONE ABOUT IT:		
PAGE NO	PARA-GRAPH	FIGURE NO	TABLE NO	
PRINTED NAME, GRADE OR TITLE, AND TELEPHONE NUMBER		SIGN HERE		

DA FORM 2028-2
1 JUL 79

PREVIOUS EDITIONS ARE OBSOLETE.
DRSTS-M verprint2, 1 Nov 80

P.S. - IF YOUR OUTFIT WANTS TO KNOW ABOUT YOUR RECOMMENDATION, MAKE A CARBON COPY OF THIS AND GIVE TO YOUR HEADQUARTERS.

REVERSE OF DA FORM 2028-2 Reverse of DRSTS-M Overprint 2,
1 Nov 80

FILL IN YOUR
UNITS ADDRESS



FOLD BACK

DEPARTMENT OF THE ARMY

OFFICIAL BUSINESS

COMMANDER
U.S. ARMY AVIATION AND TROOP COMMAND
ATTN: AMSAT-I-MP
4300 GOODFELLOW BOULEVARD
ST. LOUIS, MO 63120-1798

TEAR ALONG PERFORATED LINE

The Metric System and Equivalents

Linear Measure

1 centimeter = 10 millimeters = .39 inch
 1 decimeter = 10 centimeters = 3.94 inches
 1 meter = 10 decimeters = 39.37 inches
 1 dekameter = 10 Meters = 32.8 feet
 1 hectometer = 10 dekameters = 328.08 feet
 1 kilometer = 10 hectometers = 3,280.8 feet

Weights

1 centigram = 10 milligrams = .15 grain
 1 decigram = 10 centigrams = 1.54 grains
 1 gram = 10 decigram = .035 ounce
 1 dekagram = 10 Grams = .35 ounce
 1 hectogram = 10 dekagrams = 3.52 ounces
 1 kilogram = 10 hectograms = 2.2 pounds
 1 quintal = 100 kilograms = 220.46 pounds
 1 metric ton = 10 quintals = 1.1 short tons

Liquid Measure

1 centiliter = 10 milliliters = .34 fluid ounce
 1 deciliter = 10 centiliters = 3.38 fluid ounces
 1 liter = 10 deciliters = 33.81 fluid ounces
 1 dekaliter = 10 liters = 2.64 gallons
 1 hectoliter = 10 dekaliters = 26.42 gallons
 1 kiloliter = 10 hectoliters = 264.18 gallons

Square Measure

1 sq. centimeter = 100 sq millimeters = .155 sq. inch
 1 sq. decimeter = 100 sq centimeters = 15.5 sq. inches
 1 sq. meter (centare) = 100 sq decimeters = 10.76 sq. feet
 1 sq. dekameter (are) = 100 sq. meters = 1,076.4 sq. feet
 1 sq. hectometer (hectare) = 100 sq. dekameters = 2.47 acres
 1 sq. kilometer = 100 sq. hectometers = .386 sq. mile

Cubic Measure

1 cu. centimeter = 1000 cu. millimeters = .06 cu. inch
 1 cu. decimeter = 1000 cu. decimeters = 61.02 cu. inches
 1 cu. meter = 1000 cu. decimeters = 35.31 cu. feet

Approximate Conversion Factors

To change	To	Multiply by	To change	To	Multiply by
inches	centimeters	2.540	ounce-inches	newton-meters	.007062
feet	meters	.305	centimeters	inches	.394
yards	meters	.914	meters	feet	3.280
miles	kilometers	1.609	meters	yards	1.094
square inches	square centimeters	6.451	kilometers	miles	.621
square feet	square meters	.093	square centimeters	square inches	.155
square yards	square meters	.836	square meters	square feet	10.764
square miles	square kilometers	2.590	square meters	square yards	1.196
acres	square hectometers	.405	square kilometers	square miles	.386
cubic feet	cubic meters	.028	square hectometers	acres	2.471
cubic yards	cubic meters	.765	cubic meters	cubic feet	35.315
fluid ounces	milliliters	29.573	cubic meters	cubic yards	1.308
pints	liters	.473	milliliters	fluid ounces	.034
quarts	liters	.946	liters	pints	2.113
gallons	liters	3.785	liters	quarts	1.057
ounces	grams	28.349	liters	gallons	.264
pounds	kilograms	.454	grams	ounces	.035
short tons	metric tons	.907	kilograms	pounds	2.205
pound-feet	newton-meters	1.356	metric tons	short tons	1.102
pounds-inches	newton-meters	.11296			

Temperature (Exact)

°F Fahrenheit Temperature 5/9 (after subtracting 32) Celsius Temperature °C

